

Luminaire

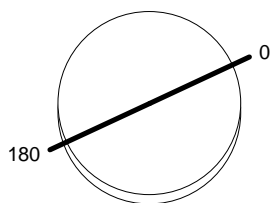
Code 0762010A+0780030A
 Name TOLOMEO MEGA LED BODY DIMM/CABLE + TOLOMEO MEGA DIFF.PERG.420

Measurerm.

Code FTS1601747
 Name TOLOMEO MEGA LED BODY DIMM/CABLE + TOLOMEO MEGA DIFF.PERG.420

Luminaire Flux	2016.49 lm	Luminaire Power	31.00 W	Efficacy	65.05 lm/W	Efficiency	100.00%
Lamps Flux	2016.49 lm	Maximum value	438.62 cd/klm	Position	C=0.00 G=0.00	CG	Rotosymmetrical
Round Luminaire		Diam.	420 mm	Height	290 mm		
Round Luminous Area		Diam.	420 mm	Height	290 mm		
Horizontal Luminous Area		0.138544 m2		Emitting area on Plane 180°		0.121800 m2	
Emitting area on Plane 0°		0.121800 m2		Emitting area on Plane 270°		0.121800 m2	
Emitting area on Plane 90°		0.121800 m2		Glare area at 76°		0.151699 m2	
Coordinate system		CG		Symmetry Type		Rotosymmetrical	
Date		23-09-2016		Maximum Gamma Angle		180	
Measurement Distance		0.00		Measurement Flux		2016.49 lm	
LED Flux=2914lm LED Power=25,6W Eff=69,2% EfcLed=114lm/W EfcLum=65lm/W Ra=92 SDCM=2 L70(6K)=50000h							
C.I.E.	69 85 94 81 100			D DIN 5040	B51		
F UTE	0.81 C + 0.19 T			B NBN	BZ 2 / 0.8 / BZ 3 / 4 / BZ 4		

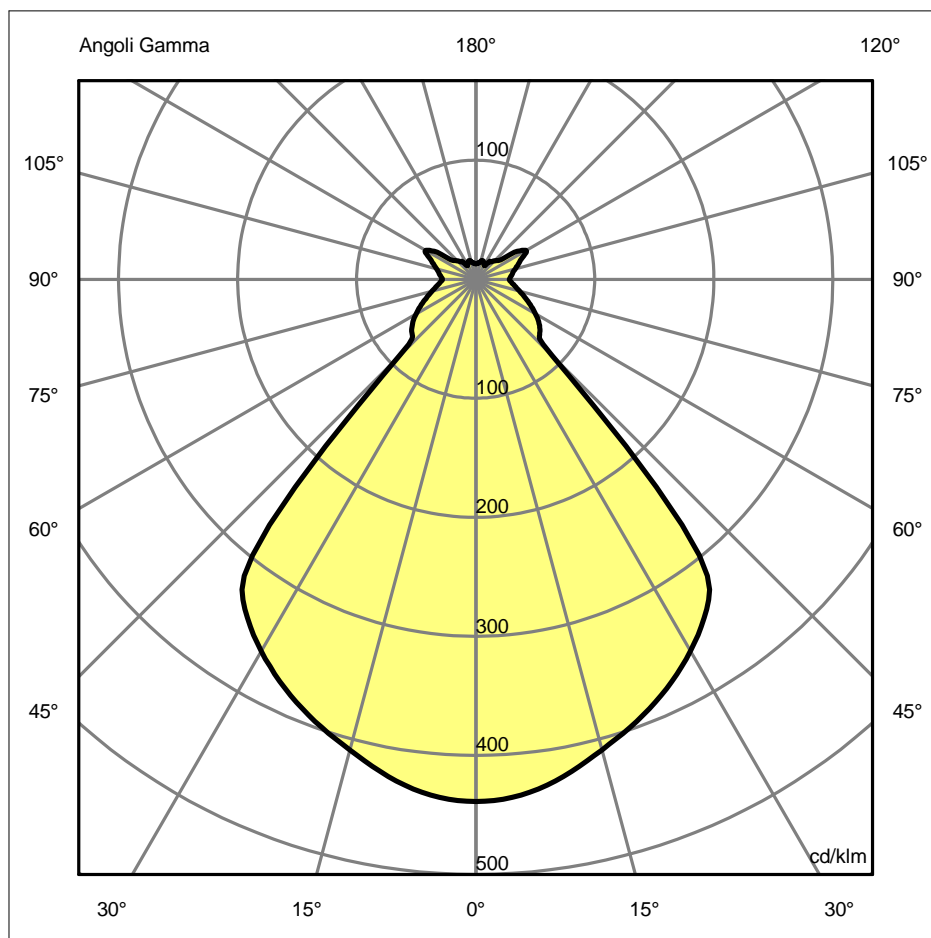
Diam=420mm



Semipiani C

180.0 ——— 0.0

ULOR 18.57 %
 DLOR 81.43 %
 RN 18.57 %



Luminaire

Code 0762010A+0780030A
 Name TOLOMEO MEGA LED BODY DIMM/CABLE + TOLOMEO MEGA DIFF.PERG.420

Measurement

Code FTS1601747
 Name TOLOMEO MEGA LED BODY DIMM/CABLE + TOLOMEO MEGA DIFF.PERG.420

Luminaire Flux	2016.49 lm	Luminaire Power	31.00 W	Efficacy	65.05 lm/W	Efficiency	100.00%
Lamps Flux	2016.49 lm	Maximum value	438.62 cd/klm	Position	C=0.00 G=0.00	CG	Rotosymmetrical
Round Luminaire Round Luminous Area		Diam.	420 mm	Height	290 mm		
		Diam.	420 mm	Height	290 mm		
Horizontal Luminous Area	0.138544 m2			Emitting area on Plane 180°	0.121800 m2		
Emitting area on Plane 0°	0.121800 m2			Emitting area on Plane 270°	0.121800 m2		
Emitting area on Plane 90°	0.121800 m2			Glare area at 76°	0.151699 m2		
Coordinate system	CG			Symmetry Type	Rotosymmetrical		
Date	23-09-2016			Maximum Gamma Angle	180		
Measurement Distance	0.00			Measurement Flux	2016.49 lm		

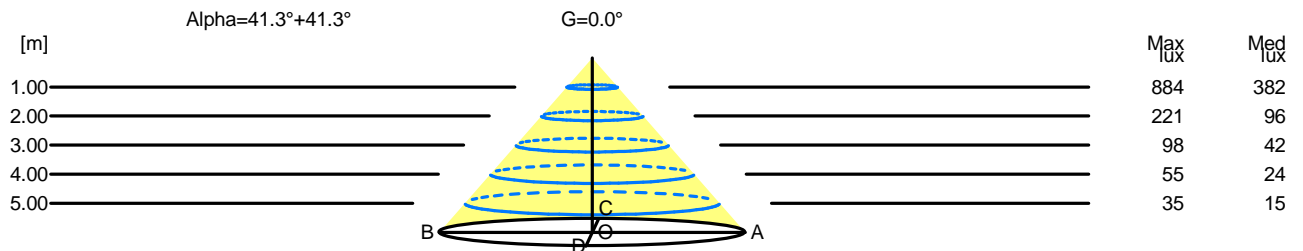
LED Flux=2914lm LED Power=25,6W Eff=69,2% EfcLed=114lm/W EfcLum=65lm/W Ra=92 SDCM=2 L70(6K)=50000h

C.I.E.	69 85 94 81 100	D DIN 5040	B51
F UTE	0.81 C + 0.19 T	B NBN	BZ 2 / 0.8 / BZ 3 / 4 / BZ 4

Width at 50.00 % of Max Intensity

H[m]	1.00	2.00	3.00	4.00	5.00	H[m]	1.00	2.00	3.00	4.00	5.00
OA	0.88	1.76	2.63	3.51	4.39	OC	0.88	1.76	2.63	3.51	4.39
OB	0.88	1.76	2.63	3.51	4.39	OD	0.88	1.76	2.63	3.51	4.39

	Luminous Intensities [cd/klm]									
	0	5	15	25	35	45	55	65	75	85
OA	884.48	876.90	825.15	764.67	681.71	183.04	130.92	101.90	76.61	60.63
OB	884.48	876.90	825.15	764.67	681.71	183.04	130.92	101.90	76.61	60.63
OC	884.48	876.90	825.15	764.67	681.71	183.04	130.92	101.90	76.61	60.63
OD	884.48	876.90	825.15	764.67	681.71	183.04	130.92	101.90	76.61	60.63



H[m]	D[m]	Max lux	Med lux	Alpha=41.3°+41.3°	G=0.0
1.00	1.76	884	382		
2.00	3.51	221	96		
3.00	5.27	98	42		
4.00	7.02	55	24		
5.00	8.78	35	15		

Luminaire

Code 0762010A+0780030A
 Name TOLOMEO MEGA LED BODY DIMM/CABLE + TOLOMEO MEGA DIFF.PERG.420

Measurement

Code FTS1601747
 Name TOLOMEO MEGA LED BODY DIMM/CABLE + TOLOMEO MEGA DIFF.PERG.420

Luminaire Flux	2016.49 lm	Luminaire Power	31.00 W	Efficacy	65.05 lm/W	Efficiency	100.00%
Lamps Flux	2016.49 lm	Maximum value	438.62 cd/klm	Position	C=0.00 G=0.00	CG	Rotosymmetrical

UGR
S = 0.250

Reflectancies										
Ceiling/Cavity	0.7	0.7	0.5	0.5	0.3	0.7	0.7	0.5	0.5	0.3
Walls	0.5	0.3	0.5	0.3	0.3	0.5	0.3	0.5	0.3	0.3
WorkingPlane	0.2	0.2	0.2	0.2	0.2	0.2	0.2	0.2	0.2	0.2
RoomDimensions	ViewedCrosswise					ViewedEndwise				
x=2H y=2H	9.8	10.7	10.3	11.1	11.7	9.8	10.7	10.3	11.1	11.7
x=2H y=3H	10.6	11.4	11.2	12.0	12.6	10.6	11.4	11.2	12.0	12.6
x=2H y=4H	11.1	11.9	11.7	12.5	13.1	11.1	11.9	11.7	12.5	13.1
x=2H y=6H	11.7	12.4	12.3	12.9	13.6	11.7	12.4	12.3	12.9	13.6
x=2H y=8H	11.9	12.6	12.6	13.2	13.9	11.9	12.6	12.6	13.2	13.9
x=2H y=12H	12.2	12.9	12.8	13.5	14.2	12.2	12.9	12.8	13.5	14.2
x=4H y=2H	10.0	10.8	10.6	11.3	12.0	10.0	10.8	10.6	11.3	12.0
x=4H y=3H	11.2	11.8	11.8	12.4	13.1	11.2	11.8	11.8	12.4	13.1
x=4H y=4H	11.8	12.4	12.5	13.0	13.7	11.8	12.4	12.5	13.0	13.7
x=4H y=6H	12.5	13.0	13.2	13.7	14.4	12.5	13.0	13.2	13.7	14.4
x=4H y=8H	12.9	13.4	13.6	14.0	14.8	12.9	13.4	13.6	14.0	14.8
x=4H y=12H	13.3	13.7	14.0	14.4	15.2	13.3	13.7	14.0	14.4	15.2
x=8H y=4H	12.1	12.6	12.8	13.2	14.0	12.1	12.6	12.8	13.2	14.0
x=8H y=6H	13.0	13.4	13.7	14.1	14.9	13.0	13.4	13.7	14.1	14.9
x=8H y=8H	13.5	13.9	14.3	14.6	15.4	13.5	13.9	14.3	14.6	15.4
x=8H y=12H	14.1	14.3	14.8	15.1	15.9	14.1	14.3	14.8	15.1	15.9
x=12H y=4H	12.1	12.6	12.8	13.2	14.0	12.1	12.6	12.8	13.2	14.0
x=12H y=6H	13.1	13.5	13.9	14.2	15.0	13.1	13.5	13.9	14.2	15.0
x=12H y=8H	13.7	14.0	14.5	14.7	15.6	13.7	14.0	14.5	14.7	15.6