

Luminaire

Code AQ40518
Name A.24 SOSP. BINARIO MAGNETICO + INDIRETTA 4000K 2352mm BCOP

Measurement

Code FTS1800708
Name A.24 SOSP. BINARIO MAGNETICO + INDIRETTA 4000K 2352mm BCOP


Luminaire Flux	3186 lm	Luminaire Power	33.0 W	Efficacy	96.532 lm/W	Efficiency	100.00%
Source Flux	3186 lm	Maximum value	502.32 cd/klm	Position	C=50.00 G=179.00	CG	Double Symmetrical
Rectangular Luminaire		Length	2352 mm	Width	27 mm	Height	55 mm
Rectangular Luminous Area		Length	2230 mm	Width	21 mm	Height	0 mm
Horizontal Luminous Area		0.046830 m ²		Emitting area on Plane 180°		0.000000 m ²	
Emitting area on Plane 0°		0.000000 m ²		Emitting area on Plane 270°		0.000000 m ²	
Emitting area on Plane 90°		0.000000 m ²		Glare area at 76°		0.011329 m ²	
Coordinate system		CG		Symmetry Type		Double Symmetrical	
Date		08-06-2018		Maximum Gamma Angle		180	
Measurement Distance		0.00		Measurement Flux		3186 lm	

LED Flux=4737,6lm LED Power=29W Eff=67% EfcLed=163lm/W EfcLum=97lm/W CCT=4000K Ra=80 SDCM=2 L70(6K)=50000h

C.I.E. 0 0 0 0 100
F UTE 1.00 T

D DIN 5040 --
B NBN BZ 10

2352mm x 27mm



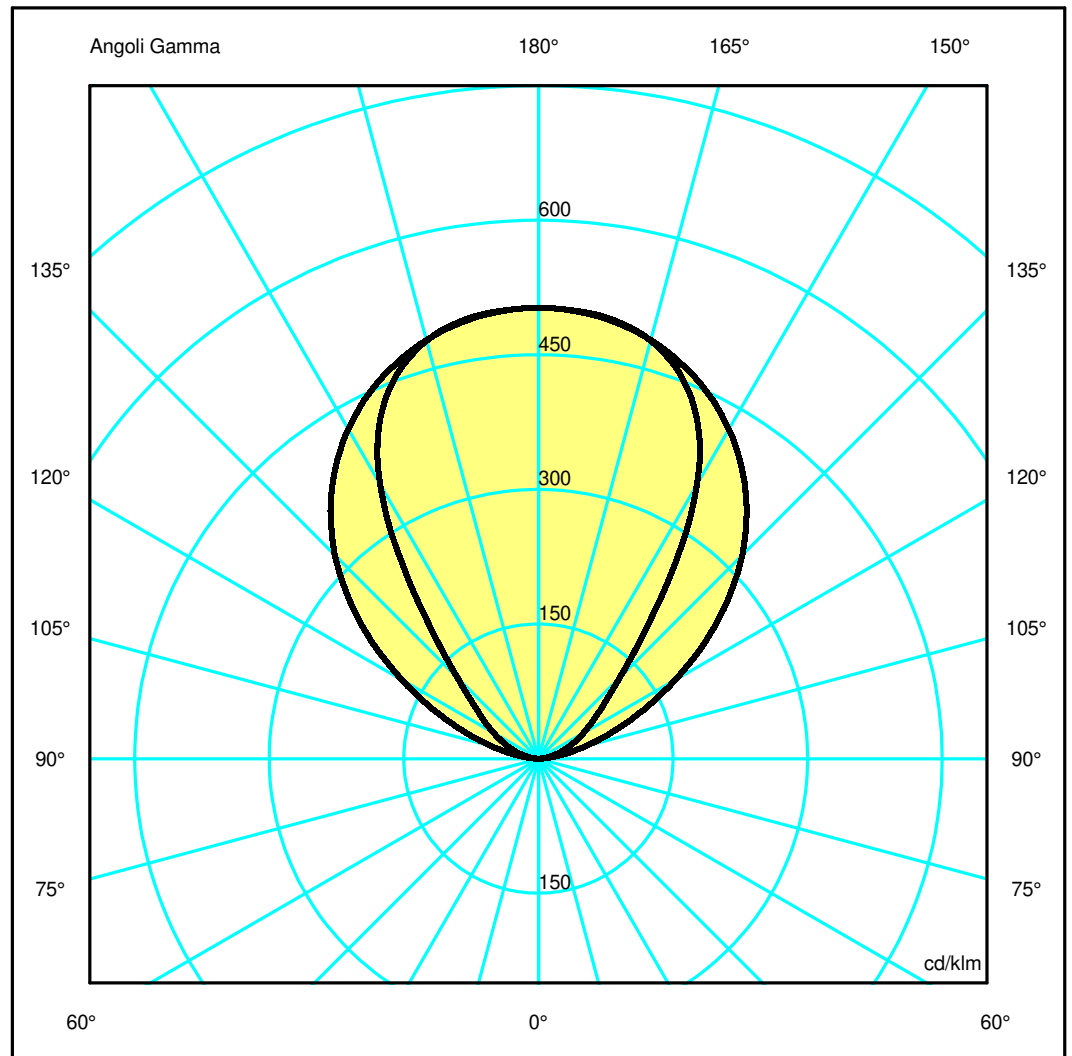
Semipiani C

180.0 — 0.0
270.0 — 90.0

ULOR 99.98 %

DLOR 0.02 %

RN 99.98 %



Luminaire

Code AQ40518
Name A.24 SOSP. BINARIO MAGNETICO + INDIRETTA 4000K 2352mm BCOP

Measurement

Code FTS1800708
Name A.24 SOSP. BINARIO MAGNETICO + INDIRETTA 4000K 2352mm BCOP

Luminaire Flux	3186 lm	Luminaire Power	33.0 W	Efficacy	96.532 lm/W	Efficiency	100.00%
Source Flux	3186 lm	Maximum value	502.32 cd/klm	Position	C=50.00 G=179.00	CG	Double Symmetrical
Rectangular Luminaire		Length	2352 mm	Width	27 mm	Height	55 mm
Rectangular Luminous Area		Length	2230 mm	Width	21 mm	Height	0 mm
Horizontal Luminous Area		0.046830 m2		Emitting area on Plane 180°	0.000000 m2		
Emitting area on Plane 0°		0.000000 m2		Emitting area on Plane 270°	0.000000 m2		
Emitting area on Plane 90°		0.000000 m2		Glare area at 76°	0.011329 m2		
Coordinate system		CG		Symmetry Type	Double Symmetrical		
Date		08-06-2018		Maximum Gamma Angle	180		
Measurement Distance		0.00		Measurement Flux	3186 lm		

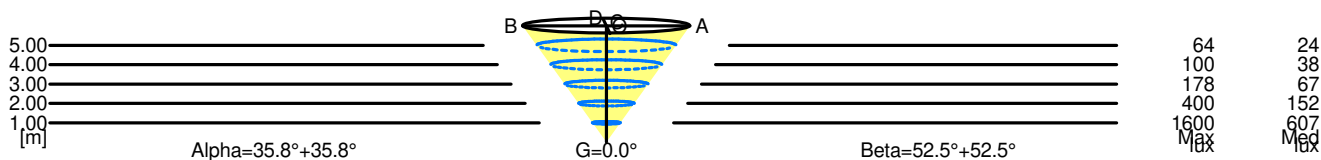
LED Flux=4737,6lm LED Power=29W Eff=67% EfcLed=163lm/W EfcLum=97lm/W CCT=4000K Ra=80 SDCM=2 L70(6K)=50000h

C.I.E.	0 0 0 0 100	D DIN 5040	--
F UTE	1.00 T	B NBN	BZ 10

Width at 50.00 % of Max Intensity

H[m]	1.00	2.00	3.00	4.00	5.00	H[m]	1.00	2.00	3.00	4.00	5.00
OA	0.72	1.44	2.16	2.88	3.60	OC	1.30	2.61	3.91	5.22	6.52
OB	0.72	1.44	2.16	2.88	3.60	OD	1.30	2.61	3.91	5.22	6.52

	Luminous Intensities [cd/klm]									
	0	5	15	25	35	45	55	65	75	85
OA	1600.03	1595.53	1536.60	1331.70	842.93	408.88	237.02	141.56	68.51	17.42
OB	1600.03	1595.53	1536.60	1331.70	842.93	408.88	237.02	141.56	68.51	17.42
OC	1600.03	1593.45	1539.11	1427.79	1258.36	1023.12	722.30	413.69	173.96	31.90
OD	1600.03	1593.45	1539.11	1427.79	1258.36	1023.12	722.30	413.69	173.96	31.90



5.00	7.20	64	24			
4.00	5.76	100	38			
3.00	4.32	178	67			
2.00	2.88	400	152			
1.00	1.44	1600	607			
H[m]	D[m]	Max lux	Med lux	Alpha=35.8°+35.8°	G=0.0	

5.00	13.04	64	24			
4.00	10.43	100	38			
3.00	7.82	178	67			
2.00	5.22	400	152			
1.00	2.61	1600	607			
H[m]	D[m]	Max lux	Med lux	Beta=52.5°+52.5°	G=0.0	