

Luminaire

Code AQ74104APP
Name A.24 SOSP SA360 1122 DIFF 4000K BK APP*

Measurement

Code FTS2000803
Name A.24 SOSP SA360 1122 DIFF 4000K BK APP*

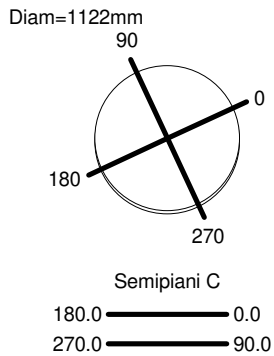
| | | | | | | | |
|----------------------------|---------|-----------------|-------------------------|-----------------------------|----------------|--------------------|-------------------------|
| Luminaire Flux | 8572 lm | Luminaire Power | 95.0 W | Efficacy | 90.229 lm/W | Efficiency | 100.00% |
| Source Flux | 8572 lm | Maximum value | 350.39 cd/klm | Position | C=85.00 G=1.00 | CG | Double Symmetrical |
| Round Luminaire | | Diam. | 1122 mm | Height | 50 mm | | |
| Round Luminous Area | | Diam. | 304 mm | Height | 0 mm | | |
| Horizontal Luminous Area | | | 0.072583 m ² | Emitting area on Plane 180° | | | 0.000000 m ² |
| Emitting area on Plane 0° | | | 0.000000 m ² | Emitting area on Plane 270° | | | 0.000000 m ² |
| Emitting area on Plane 90° | | | 0.000000 m ² | Glare area at 76° | | | 0.017560 m ² |
| Coordinate system | | CG | | Symmetry Type | | Double Symmetrical | |
| Date | | 02-02-2018 | | Maximum Gamma Angle | | 180 | |
| Measurement Distance | | 0.00 | | Measurement Flux | | 8572 lm | |

LED Flux=14212.8lm LED Power=87W Eff=60% EfcLed=163lm/W EfcLum=90lm/W CCT=4000K Ra=80 SDCM=2 L70(6K)=50000h

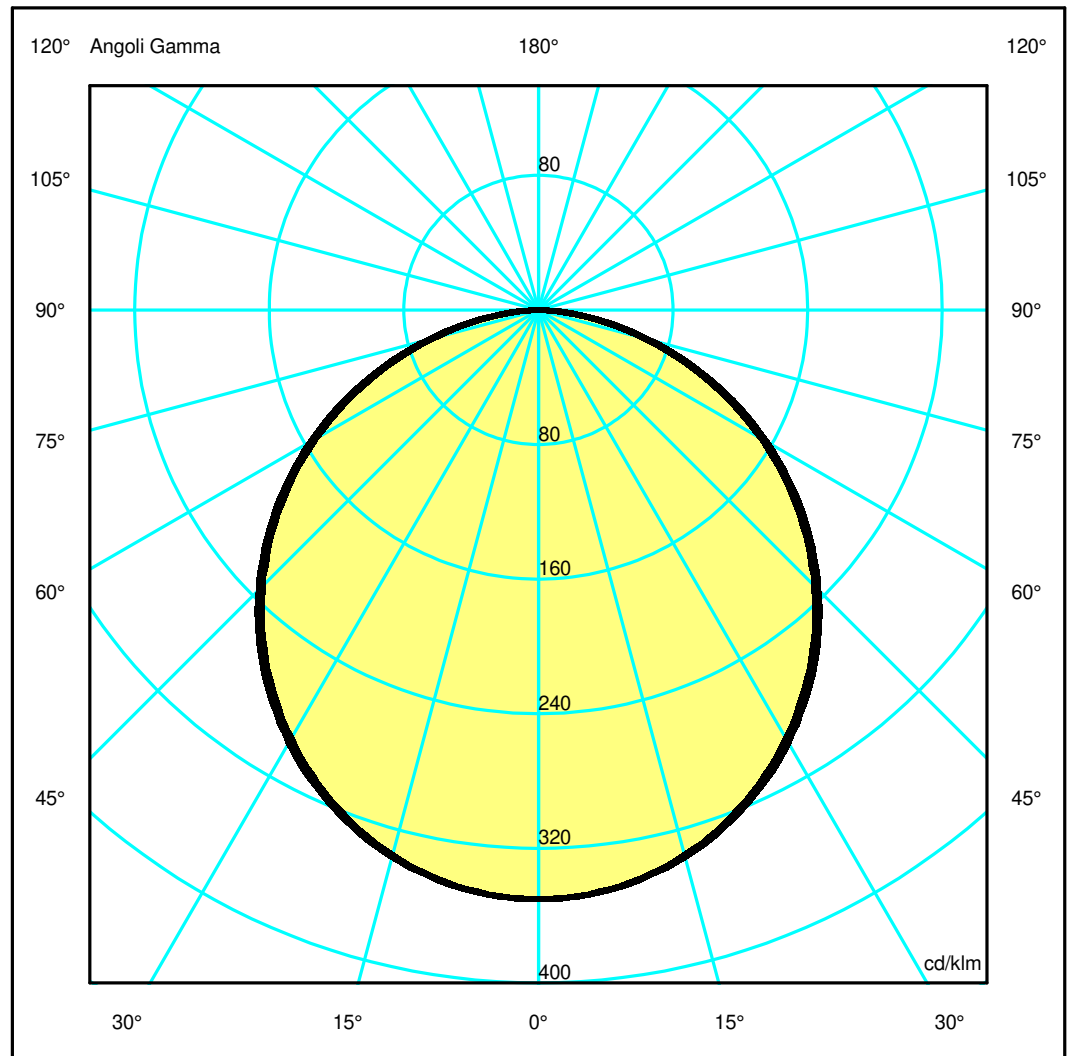
C.I.E. 47 79 96 100 100
F UTE 1.00 E

D DIN 5040
B NBN

A30
BZ 5 / 1.5 / BZ 4



ULOR 0.02 %
DLOR 99.98 %
RN 0.02 %



Luminaire

Code AQ74104APP
Name A.24 SOSP SA360 1122 DIFF 4000K BK APP*

Measurment.

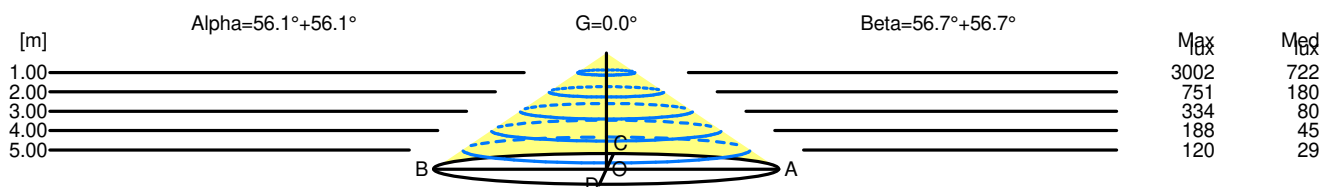
Code FTS2000803
Name A.24 SOSP SA360 1122 DIFF 4000K BK APP*

| | | | | | | | |
|---|------------------|-----------------|---------------|-----------------------------|-------------------|------------|--------------------|
| Luminaire Flux | 8572 lm | Luminaire Power | 95.0 W | Efficacy | 90.229 lm/W | Efficiency | 100.00% |
| Source Flux | 8572 lm | Maximum value | 350.39 cd/klm | Position | C=85.00 G=1.00 | CG | Double Symmetrical |
| Round Luminaire | | Diam. | 1122 mm | Height | 50 mm | | |
| Round Luminous Area | | Diam. | 304 mm | Height | 0 mm | | |
| Horizontal Luminous Area | | | 0.072583 m2 | Emitting area on Plane 180° | | | 0.000000 m2 |
| Emitting area on Plane 0° | | | 0.000000 m2 | Emitting area on Plane 270° | | | 0.000000 m2 |
| Emitting area on Plane 90° | | | 0.000000 m2 | Glare area at 76° | | | 0.017560 m2 |
| Coordinate system | | CG | | Symmetry Type | | | Double Symmetrical |
| Date | | 02-02-2018 | | Maximum Gamma Angle | | | 180 |
| Measurement Distance | | 0.00 | | Measurement Flux | | | 8572 lm |
| LED Flux=14212.8lm LED Power=87W Eff=60% EfcLed=163lm/W EfcLum=90lm/W CCT=4000K Ra=80 SDCM=2 L70(6K)=50000h | | | | | | | |
| C.I.E. | 47 79 96 100 100 | | | D DIN 5040 | A30 | | |
| F UTE | 1.00 E | | | B NBN | BZ 5 / 1.5 / BZ 4 | | |

Width at 50.00 % of Max Intensity

| | | | | | | | | | | | |
|------|------|------|------|------|------|------|------|------|------|------|------|
| H[m] | 1.00 | 2.00 | 3.00 | 4.00 | 5.00 | H[m] | 1.00 | 2.00 | 3.00 | 4.00 | 5.00 |
| OA | 1.49 | 2.97 | 4.46 | 5.94 | 7.43 | OC | 1.52 | 3.04 | 4.57 | 6.09 | 7.61 |
| OB | 1.49 | 2.97 | 4.46 | 5.94 | 7.43 | OD | 1.52 | 3.04 | 4.57 | 6.09 | 7.61 |

| | Luminous Intensities [cd/klm] | | | | | | | | | |
|----|---------------------------------|---------|---------|---------|---------|---------|---------|---------|--------|--------|
| | 0 | 5 | 15 | 25 | 35 | 45 | 55 | 65 | 75 | 85 |
| OA | 3001.73 | 2987.13 | 2872.98 | 2662.54 | 2360.09 | 1982.54 | 1550.03 | 1064.16 | 552.44 | 123.63 |
| OB | 3001.73 | 2987.13 | 2872.98 | 2662.54 | 2360.09 | 1982.54 | 1550.03 | 1064.16 | 552.44 | 123.63 |
| OC | 3001.73 | 2989.03 | 2885.39 | 2679.83 | 2389.06 | 2015.16 | 1579.33 | 1095.02 | 582.56 | 152.24 |
| OD | 3001.73 | 2989.03 | 2885.39 | 2679.83 | 2389.06 | 2015.16 | 1579.33 | 1095.02 | 582.56 | 152.24 |



| H[m] | D[m] | Max lux | Med lux | Alpha=56.1°+56.1° | G=0.0 |
|------|-------|---------|---------|-------------------|-------|
| 1.00 | 2.97 | 3002 | 722 | | |
| 2.00 | 5.94 | 751 | 180 | | |
| 3.00 | 8.91 | 334 | 80 | | |
| 4.00 | 11.89 | 188 | 45 | | |
| 5.00 | 14.86 | 120 | 29 | | |

| H[m] | D[m] | Max lux | Med lux | Beta=56.7°+56.7° | G=0.0 |
|------|-------|---------|---------|------------------|-------|
| 1.00 | 3.04 | 3002 | 722 | | |
| 2.00 | 6.09 | 751 | 180 | | |
| 3.00 | 9.13 | 334 | 80 | | |
| 4.00 | 12.18 | 188 | 45 | | |
| 5.00 | 15.22 | 120 | 29 | | |