

Luminaire

Code AQ74504
Name A.24 SOSP SA360 1122 SHARP FL2700 BK

Measurement

Code FTS1901635
Name A.24 SOSP SA360 1122 SHARP FL2700 BK

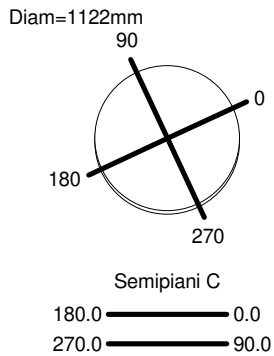
Luminaire Flux	3056 lm	Luminaire Power	42.0 W	Efficacy	72.768 lm/W	Efficiency	100.00%
Source Flux	3056 lm	Maximum value	2814.46 cd/klm	Position	C=20.00 G=1.00	CG	Double Symmetrical
Round Luminaire		Diam.	1122 mm	Height	54 mm		
Round Luminous Area		Diam.	88 mm	Height	0 mm		
Horizontal Luminous Area			0.006082 m ²	Emitting area on Plane 180°			0.000000 m ²
Emitting area on Plane 0°			0.000000 m ²	Emitting area on Plane 270°			0.000000 m ²
Emitting area on Plane 90°			0.000000 m ²	Glare area at 76°			0.001471 m ²
Coordinate system		CG		Symmetry Type		Double Symmetrical	
Date		21-11-2018		Maximum Gamma Angle		180	
Measurement Distance		0.00		Measurement Flux		3056 lm	

LED Flux=3754.6lm LED Power=38W Eff=81% EfcLed=99lm/W EfcLum=73lm/W CCT=2700K Ra=90 SDCM=2 L90(20K)=118000h

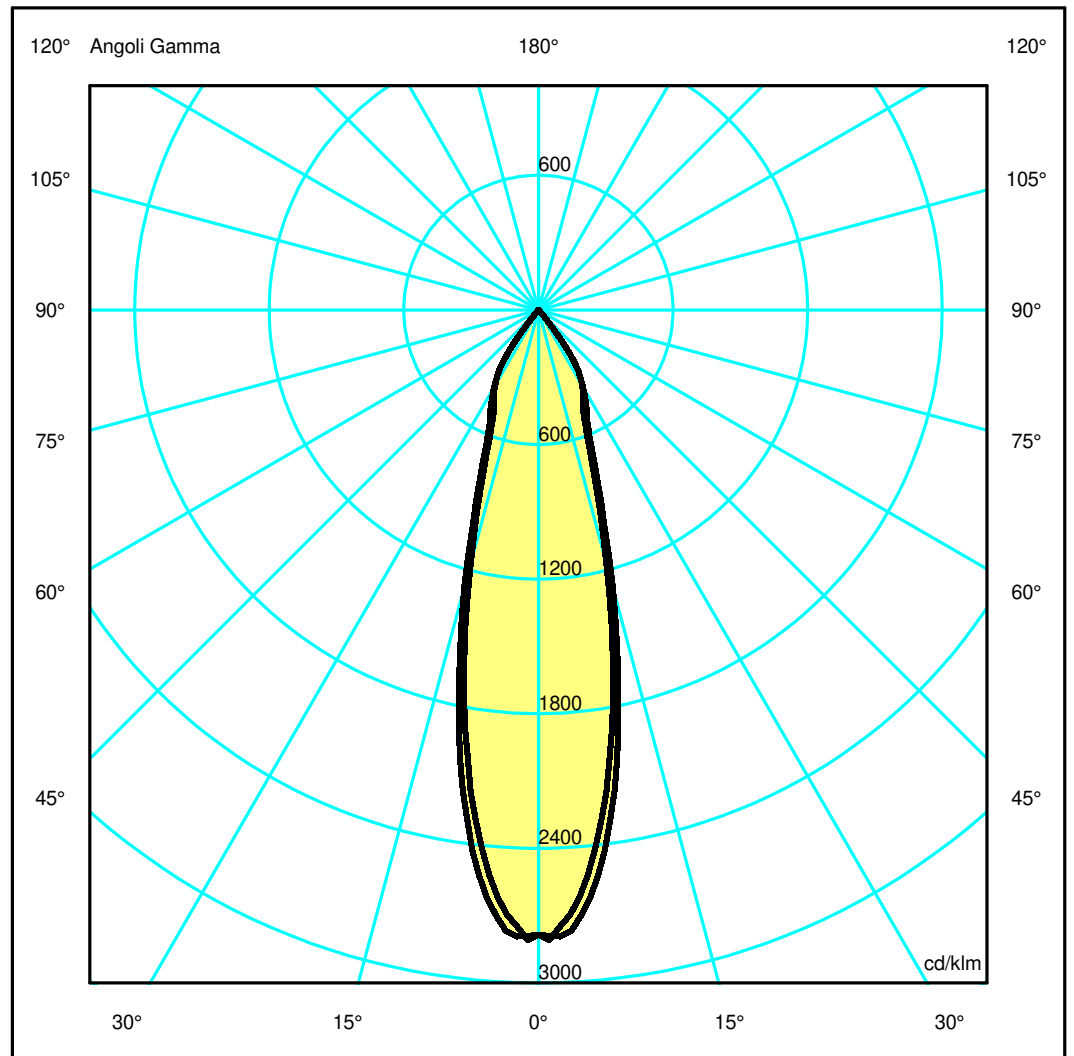
C.I.E. 98 100 100 100 100
F UTE --

D DIN 5040
B NBN

A60
BZ 1



ULOR 0.00 %
DLOR 100.00 %
RN 0.00 %



Luminaire

Code AQ74504
Name A.24 SOSP SA360 1122 SHARP FL2700 BK

Measurerm.

Code FTS1901635
Name A.24 SOSP SA360 1122 SHARP FL2700 BK

Luminaire Flux	3056 lm	Luminaire Power	42.0 W	Efficacy	72.768 lm/W	Efficiency	100.00%
Source Flux	3056 lm	Maximum value	2814.46 cd/klm	Position	C=20.00 G=1.00	CG	Double Symmetrical
Round Luminaire		Diam.	1122 mm	Height	54 mm		
Round Luminous Area		Diam.	88 mm	Height	0 mm		
Horizontal Luminous Area		0.006082 m2		Emitting area on Plane 180°		0.000000 m2	
Emitting area on Plane 0°		0.000000 m2		Emitting area on Plane 270°		0.000000 m2	
Emitting area on Plane 90°		0.000000 m2		Glare area at 76°		0.001471 m2	
Coordinate system		CG		Symmetry Type		Double Symmetrical	
Date		21-11-2018		Maximum Gamma Angle		180	
Measurement Distance		0.00		Measurement Flux		3056 lm	

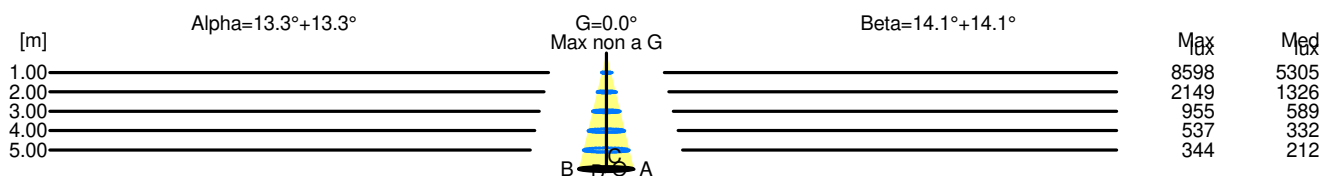
LED Flux=3754.6lm LED Power=38W Eff=81% EfcLed=99lm/W EfcLum=73lm/W CCT=2700K Ra=90 SDCM=2 L90(20K)=118000h

C.I.E.	98 100 100 100 100	D DIN 5040	A60
F UTE	--	B NBN	BZ 1

Width at 50.00 % of Max Intensity

H[m]	1.00	2.00	3.00	4.00	5.00	H[m]	1.00	2.00	3.00	4.00	5.00
OA	0.24	0.47	0.71	0.95	1.18	OC	0.25	0.50	0.75	1.00	1.25
OB	0.24	0.47	0.71	0.95	1.18	OD	0.25	0.50	0.75	1.00	1.25

	Luminous Intensities [cd/klm]									
	0	5	15	25	35	45	55	65	75	85
OA	8509.01	7724.12	3578.35	1432.16	812.23	20.36	7.06	2.02	0.00	0.00
OB	8509.01	7724.12	3578.35	1432.16	812.23	20.36	7.06	2.02	0.00	0.00
OC	8509.01	8040.54	3902.63	1548.35	802.34	29.69	8.16	1.94	0.00	0.00
OD	8509.01	8040.54	3902.63	1548.35	802.34	29.69	8.16	1.94	0.00	0.00



H[m]	D[m]	Max lux	Med lux	Alpha=13.3°+13.3°	G=0.0 Max non a G
1.00	0.47	8598	5305		
2.00	0.95	2149	1326		
3.00	1.42	955	589		
4.00	1.89	537	332		
5.00	2.37	344	212		

H[m]	D[m]	Max lux	Med lux	Beta=14.1°+14.1°	G=0.0 Max non a G
1.00	0.50	8598	5305		
2.00	1.00	2149	1326		
3.00	1.50	955	589		
4.00	2.01	537	332		
5.00	2.51	344	212		