

Luminaire

Code AQ65004
 Name A.24 PLAF SA360 1500 DIFF 3000K BK 230V*
Measur.
 Code FTS2000879
 Name A.24 PLAF SA360 1500 DIFF 3000K BK 230V*

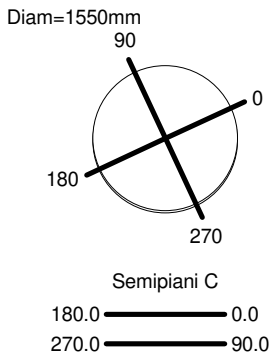
Luminaire Flux	10939 lm	Luminaire Power	132.0 W	Efficacy	82.872 lm/W	Efficiency	100.00%
Source Flux	10939 lm	Maximum value	350.39 cd/klm	Position	C=85.00 G=1.00	CG	Double Symmetrical
Round Luminaire		Diam.	1550 mm	Height	50 mm		
Round Luminous Area		Diam.	352 mm	Height	0 mm		
Horizontal Luminous Area		0.097314 m2		Emitting area on Plane 180°		0.000000 m2	
Emitting area on Plane 0°		0.000000 m2		Emitting area on Plane 270°		0.000000 m2	
Emitting area on Plane 90°		0.000000 m2		Glare area at 76°		0.023542 m2	
Coordinate system		CG		Symmetry Type		Double Symmetrical	
Date		02-02-2018		Maximum Gamma Angle		180	
Measurement Distance		0.00		Measurement Flux		10939 lm	

LED Flux=18138.24lm LED Power=119W Eff=60% EfcLed=152lm/W EfcLum=83lm/W CCT=3000K Ra=80 SDCM=2 L70(6K)=50000h

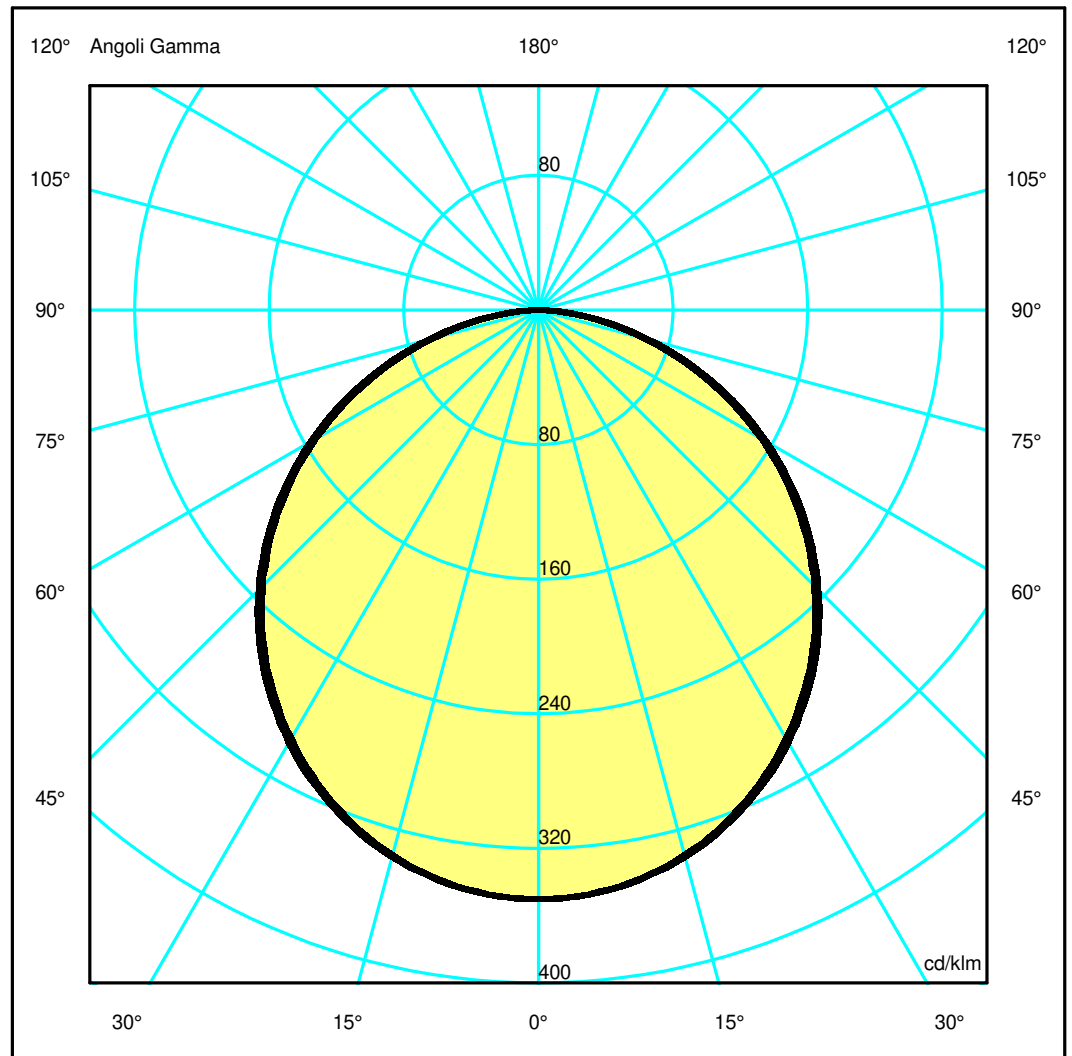
C.I.E. 47 79 96 100 100
 F UTE 1.00 E

D DIN 5040
 B NBN

A30
 BZ 5 / 1.5 / BZ 4



ULOR 0.02 %
 DLOR 99.98 %
 RN 0.02 %



Luminaire

Code AQ65004
Name A.24 PLAF SA360 1500 DIFF 3000K BK 230V*

Measurment.

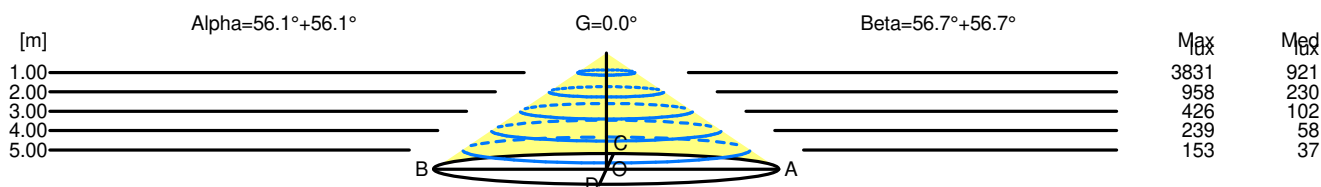
Code FTS2000879
Name A.24 PLAF SA360 1500 DIFF 3000K BK 230V*

Luminaire Flux	10939 lm	Luminaire Power	132.0 W	Efficacy	82.872 lm/W	Efficiency	100.00%
Source Flux	10939 lm	Maximum value	350.39 cd/klm	Position	C=85.00 G=1.00	CG	Double Symmetrical
Round Luminaire		Diam.	1550 mm	Height	50 mm		
Round Luminous Area		Diam.	352 mm	Height	0 mm		
Horizontal Luminous Area			0.097314 m2	Emitting area on Plane 180°			0.000000 m2
Emitting area on Plane 0°			0.000000 m2	Emitting area on Plane 270°			0.000000 m2
Emitting area on Plane 90°			0.000000 m2	Glare area at 76°			0.023542 m2
Coordinate system		CG		Symmetry Type			Double Symmetrical
Date		02-02-2018		Maximum Gamma Angle			180
Measurement Distance		0.00		Measurement Flux			10939 lm
LED Flux=18138.24lm LED Power=119W Eff=60% EfcLed=152lm/W EfcLum=83lm/W CCT=3000K Ra=80 SDCM=2 L70(6K)=50000h							
C.I.E.	47 79 96 100 100			D DIN 5040	A30		
F UTE	1.00 E			B NBN	BZ 5 / 1.5 / BZ 4		

Width at 50.00 % of Max Intensity

H[m]	1.00	2.00	3.00	4.00	5.00	H[m]	1.00	2.00	3.00	4.00	5.00
OA	1.49	2.97	4.46	5.94	7.43	OC	1.52	3.04	4.57	6.09	7.61
OB	1.49	2.97	4.46	5.94	7.43	OD	1.52	3.04	4.57	6.09	7.61

	Luminous Intensities [cd/klm]									
	0	5	15	25	35	45	55	65	75	85
OA	3830.78	3812.15	3666.47	3397.91	3011.93	2530.10	1978.13	1358.06	705.02	157.78
OB	3830.78	3812.15	3666.47	3397.91	3011.93	2530.10	1978.13	1358.06	705.02	157.78
OC	3830.78	3814.58	3682.31	3419.97	3048.90	2571.73	2015.53	1397.46	743.46	194.29
OD	3830.78	3814.58	3682.31	3419.97	3048.90	2571.73	2015.53	1397.46	743.46	194.29



H[m]	D[m]	Max lux	Med lux	Alpha=56.1°+56.1°	G=0.0
1.00	2.97	3831	921		
2.00	5.94	958	230		
3.00	8.91	426	102		
4.00	11.89	239	58		
5.00	14.86	153	37		

H[m]	D[m]	Max lux	Med lux	Beta=56.7°+56.7°	G=0.0
1.00	3.04	3831	921		
2.00	6.09	958	230		
3.00	9.13	426	102		
4.00	12.18	239	58		
5.00	15.22	153	37		