

## Luminaire

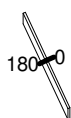
Code AQ53701+AQ90XXX  
 Name A.24 INC. CURVA 90° R750 DIFF. 2700K WHT + A.24 SCHERMO DIFF. OPALINO FLESSIB.

## Measurement

Code FTS1903679-A  
 Name A.24 INC. CURVA 90° R750 DIFF. 2700K WHT + A.24 SCHERMO DIFF. OPALINO FLESSIB.

Luminaire Flux	2842 lm	Luminaire Power	29.0 W	Efficacy	98.000 lm/W	Efficiency	100.00%
Source Flux	2842 lm	Maximum value	365.33 cd/klm	Position	C=0.00 G=0.00	CG	Rotosymmetrical
Rectangular Luminaire		Length	1177 mm	Width	26 mm	Height	50 mm
Rectangular Luminous Area		Length	1177 mm	Width	21 mm	Height	0 mm
Horizontal Luminous Area		0.024717 m <sup>2</sup>		Emitting area on Plane 180°		0.000000 m <sup>2</sup>	
Emitting area on Plane 0°		0.000000 m <sup>2</sup>		Emitting area on Plane 270°		0.000000 m <sup>2</sup>	
Emitting area on Plane 90°		0.000000 m <sup>2</sup>		Glare area at 76°		0.005980 m <sup>2</sup>	
Coordinate system		CG		Symmetry Type		Rotosymmetrical	
Date		20-09-2023		Maximum Gamma Angle		180	
Measurement Distance		0.00		Measurement Flux		2842 lm	
LED Flux=4692lm LED Power=27W Eff=61% EfcLed=176lm/W EfcLum=98lm/W CCT=2700K Ra=90 R9=50 SDCM=3 L70(17k)=102000h							
C.I.E.	48 79 96 100 100			D DIN 5040	A30		
F UTE	1.00 E			B NBN	BZ 4		

1177mm x 26mm



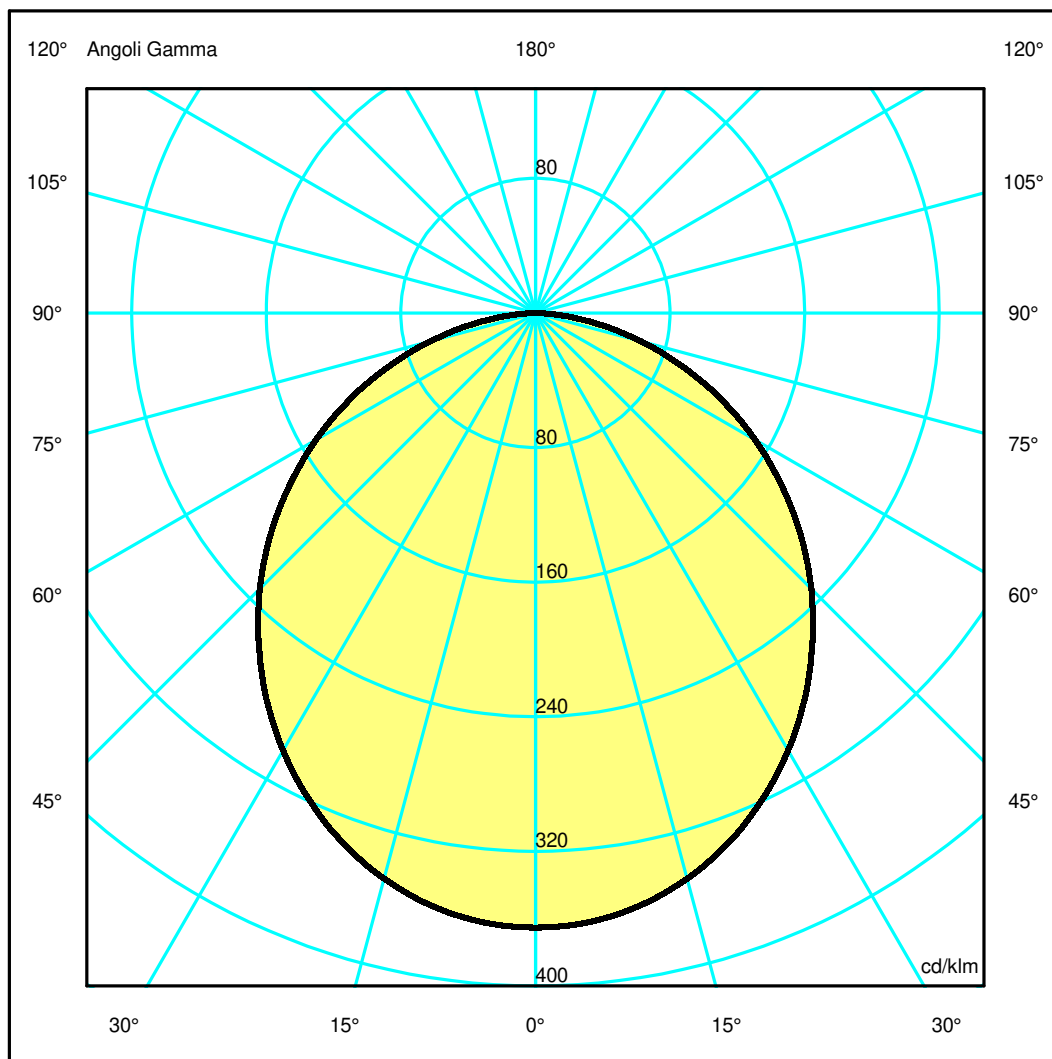
Semipiani C

180.0 ——— 0.0

ULOR 0.02 %

DLOR 99.98 %

RN 0.02 %



## Luminaire

Code AQ53701+AQ90XXX  
 Name A.24 INC. CURVA 90° R750 DIFF. 2700K WHT + A.24 SCHERMO DIFF. OPALINO FLESSIB.

## Measurement

Code FTS1903679-A  
 Name A.24 INC. CURVA 90° R750 DIFF. 2700K WHT + A.24 SCHERMO DIFF. OPALINO FLESSIB.

Luminaire Flux	2842 lm	Luminaire Power	29.0 W	Efficacy	98.000 lm/W	Efficiency	100.00%
Source Flux	2842 lm	Maximum value	365.33 cd/klm	Position	C=0.00 G=0.00	CG	Rotosymmetrical
Rectangular Luminaire		Length	1177 mm	Width	26 mm	Height	50 mm
Rectangular Luminous Area		Length	1177 mm	Width	21 mm	Height	0 mm
Horizontal Luminous Area		0.024717 m2		Emitting area on Plane 180°		0.000000 m2	
Emitting area on Plane 0°		0.000000 m2		Emitting area on Plane 270°		0.000000 m2	
Emitting area on Plane 90°		0.000000 m2		Glare area at 76°		0.005980 m2	
Coordinate system		CG		Symmetry Type		Rotosymmetrical	
Date		20-09-2023		Maximum Gamma Angle		180	
Measurement Distance		0.00		Measurement Flux		2842 lm	

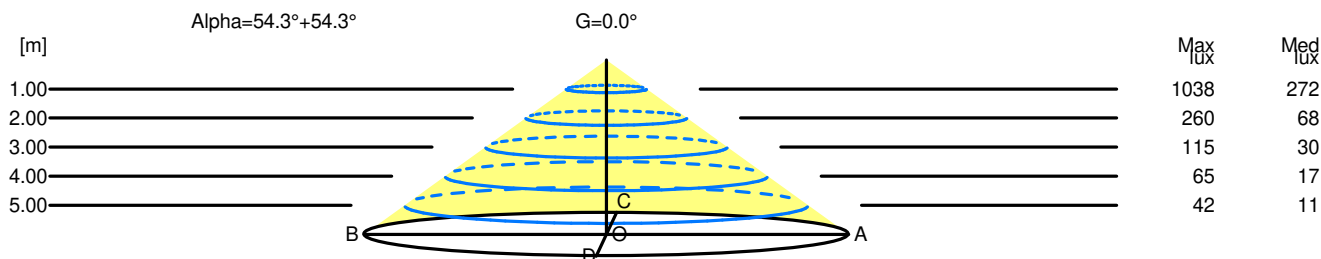
LED Flux=4692lm LED Power=27W Eff=61% EfcLed=176lm/W EfcLum=98lm/W CCT=2700K Ra=90 R9=50 SDCM=3 L70(17k)=102000h

C.I.E.	48 79 96 100 100	D DIN 5040	A30
F UTE	1.00 E	B NBN	BZ 4

Width at 50.00 % of Max Intensity

H[m]	1.00	2.00	3.00	4.00	5.00	H[m]	1.00	2.00	3.00	4.00	5.00
OA	1.39	2.78	4.17	5.56	6.95	OC	1.39	2.78	4.17	5.56	6.95
OB	1.39	2.78	4.17	5.56	6.95	OD	1.39	2.78	4.17	5.56	6.95

	Luminous Intensities [ cd/klm ]									
	0	5	15	25	35	45	55	65	75	85
OA	1038.26	1032.75	989.21	906.46	793.42	659.00	507.57	347.23	184.05	41.96
OB	1038.26	1032.75	989.21	906.46	793.42	659.00	507.57	347.23	184.05	41.96
OC	1038.26	1032.75	989.21	906.46	793.42	659.00	507.57	347.23	184.05	41.96
OD	1038.26	1032.75	989.21	906.46	793.42	659.00	507.57	347.23	184.05	41.96



H[m]	D[m]	Max lux	Med lux	Alpha=54.3°+54.3°	G=0.0
1.00	2.78	1038	272		
2.00	5.56	260	68		
3.00	8.34	115	30		
4.00	11.12	65	17		
5.00	13.89	42	11		