

Luminaire

Code AQ47004
 Name A.24 SOSP. MODULO DIR.+IND. SHARP 3000K FL 1176mm BLK

Measurement

Code FTS2300242
 Name A.24 SOSP. MODULO DIR.+IND. SHARP 3000K FL 1176mm BLK

Luminaire Flux	3098 lm	Luminaire Power	36.0 W	Efficacy	86.056 lm/W	Efficiency	100.00%
Source Flux	3098 lm	Maximum value	1479.26 cd/klm	Position	C=20.00 G=1.00	CG	Double Symmetrical
Rectangular Luminaire		Length	1176 mm	Width	27 mm	Height	55 mm
Rectangular Luminous Area		Length	258 mm	Width	12 mm	Height	0 mm
Horizontal Luminous Area		0.003096 m ²		Emitting area on Plane 180°		0.000000 m ²	
Emitting area on Plane 0°		0.000000 m ²		Emitting area on Plane 270°		0.000000 m ²	
Emitting area on Plane 90°		0.000000 m ²		Glare area at 76°		0.000749 m ²	
Coordinate system		CG		Symmetry Type		Double Symmetrical	
Date		20-09-2023		Maximum Gamma Angle		180	
Measurement Distance		0.00		Measurement Flux		3098 lm	

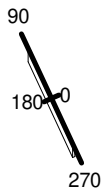
LED Flux=4488lm LED Power=33W Eff=69% EfcLed=135lm/W EfcLum=86lm/W CCT=3000K Ra=90 R9=50 SDCM=3 L70(6K)=102000h

C.I.E. 98 100 100 53 100
 F UTE --

D DIN 5040
 B NBN

C61
 BZ 1

1176mm x 27mm



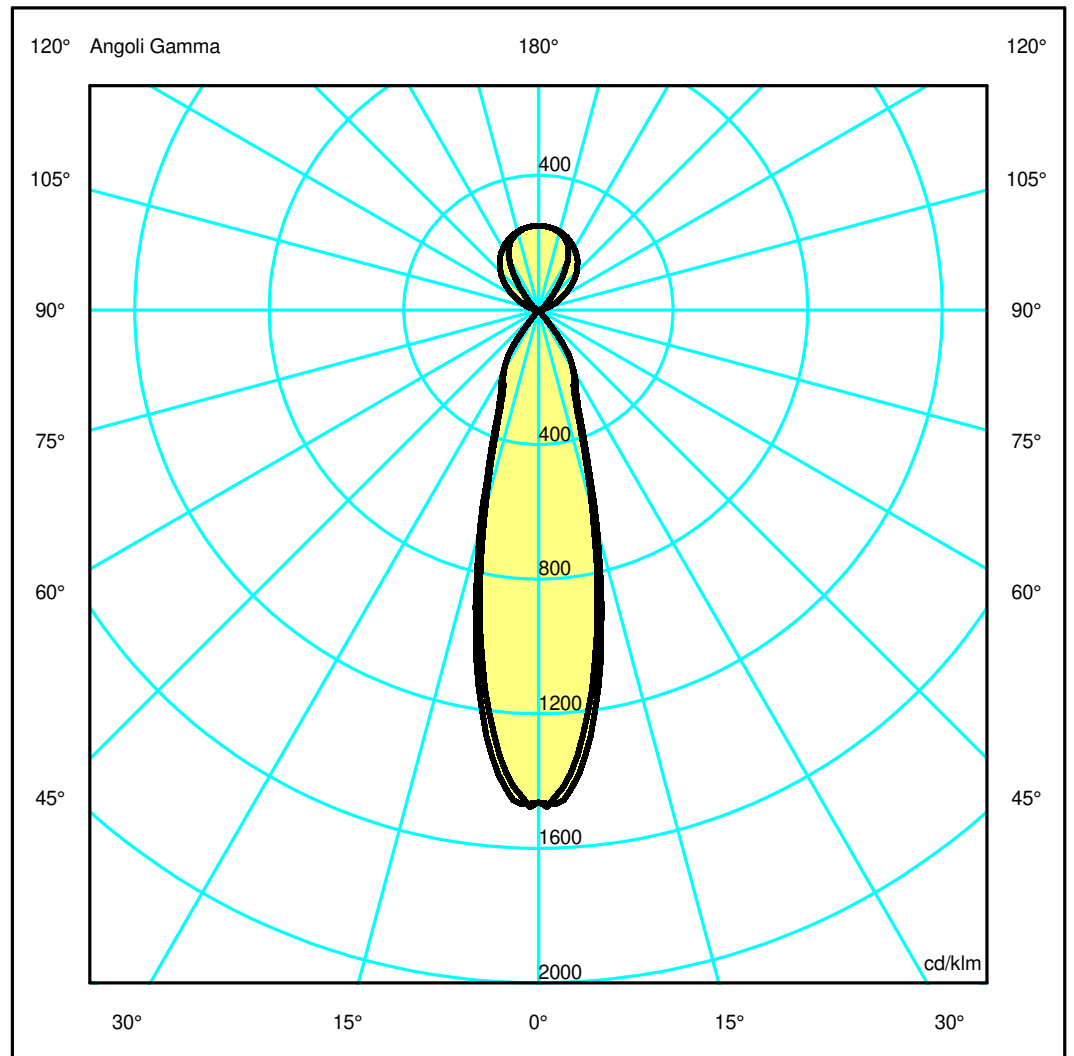
Semipiani C

180.0 — 0.0
 270.0 — 90.0

ULOR 47.44 %

DLOR 52.56 %

RN 47.44 %



Luminaire

Code AQ47004
Name A.24 SOSP. MODULO DIR.+IND. SHARP 3000K FL 1176mm BLK

Measurem.

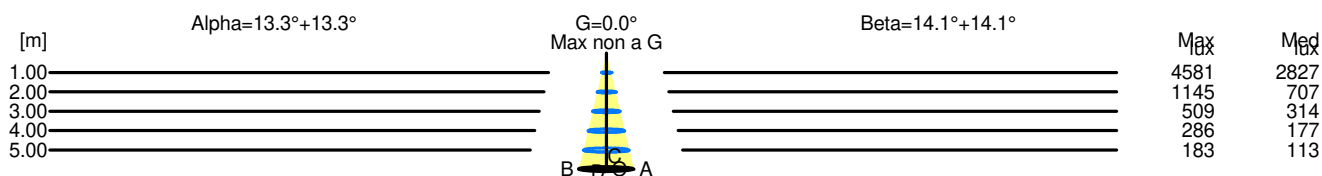
Code FTS2300242
Name A.24 SOSP. MODULO DIR.+IND. SHARP 3000K FL 1176mm BLK

Luminaire Flux	3098 lm	Luminaire Power	36.0 W	Efficacy	86.056 lm/W	Efficiency	100.00%
Source Flux	3098 lm	Maximum value	1479.26 cd/klm	Position	C=20.00 G=1.00	CG	Double Symmetrical
Rectangular Luminaire		Length	1176 mm	Width	27 mm	Height	55 mm
Rectangular Luminous Area		Length	258 mm	Width	12 mm	Height	0 mm
Horizontal Luminous Area		0.003096 m2		Emitting area on Plane 180°		0.000000 m2	
Emitting area on Plane 0°		0.000000 m2		Emitting area on Plane 270°		0.000000 m2	
Emitting area on Plane 90°		0.000000 m2		Glare area at 76°		0.000749 m2	
Coordinate system		CG		Symmetry Type		Double Symmetrical	
Date		20-09-2023		Maximum Gamma Angle		180	
Measurement Distance		0.00		Measurement Flux		3098 lm	
LED Flux=4488lm LED Power=33W Eff=69% EfcLed=135lm/W EfcLum=86lm/W CCT=3000K Ra=90 R9=50 SDCM=3 L70(6K)=102000h							
C.I.E.	98 100 100 53 100			D DIN 5040	C61		
F UTE	--			B NBN	BZ 1		

Width at 50.00 % of Max Intensity

H[m]	1.00	2.00	3.00	4.00	5.00	H[m]	1.00	2.00	3.00	4.00	5.00
OA	0.24	0.47	0.71	0.95	1.18	OC	0.25	0.50	0.75	1.00	1.25
OB	0.24	0.47	0.71	0.95	1.18	OD	0.25	0.50	0.75	1.00	1.25

	Luminous Intensities [cd/klm]									
	0	5	15	25	35	45	55	65	75	85
OA	4533.38	4115.21	1906.45	763.02	432.74	10.84	3.76	1.08	0.00	0.00
OB	4533.38	4115.21	1906.45	763.02	432.74	10.84	3.76	1.08	0.00	0.00
OC	4533.38	4283.79	2079.22	824.92	427.47	15.82	4.35	1.03	0.00	0.00
OD	4533.38	4283.79	2079.22	824.92	427.47	15.82	4.35	1.03	0.00	0.00



H[m]	D[m]	Max lux	Med lux	Alpha=13.3°+13.3°	G=0.0 Max non a G
1.00	0.47	4581	2827		
2.00	0.95	1145	707		
3.00	1.42	509	314		
4.00	1.89	286	177		
5.00	2.37	183	113		

H[m]	D[m]	Max lux	Med lux	Beta=14.1°+14.1°	G=0.0 Max non a G
1.00	0.50	4581	2827		
2.00	1.00	1145	707		
3.00	1.50	509	314		
4.00	2.01	286	177		
5.00	2.51	183	113		