

## Luminaire

Code AQ47918  
Name A.24 SOSP.MOD.D+IN SHARP4000K XF 1176 BCOP

## Measurement

Code FTS2300248  
Name A.24 SOSP.MOD.D+IN SHARP4000K XF 1176 BCOP

Luminaire Flux	3322 lm	Luminaire Power	36.0 W	Efficacy	92.278 lm/W	Efficiency	100.00%
Source Flux	3322 lm	Maximum value	586.90 cd/klm	Position	C=0.00 G=0.00	CG	Double Symmetrical
Rectangular Luminaire		Length	1175 mm	Width	27 mm	Height	55 mm
Rectangular Luminous Area		Length	258 mm	Width	12 mm	Height	0 mm
Horizontal Luminous Area		0.003096 m <sup>2</sup>		Emitting area on Plane 180°		0.000000 m <sup>2</sup>	
Emitting area on Plane 0°		0.000000 m <sup>2</sup>		Emitting area on Plane 270°		0.000000 m <sup>2</sup>	
Emitting area on Plane 90°		0.000000 m <sup>2</sup>		Glare area at 76°		0.000749 m <sup>2</sup>	
Coordinate system		CG		Symmetry Type		Double Symmetrical	
Date		20-09-2023		Maximum Gamma Angle		180	
Measurement Distance		0.00		Measurement Flux		3322 lm	

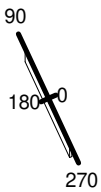
LED Flux=4629lm LED Power=33W Eff=72% EfcLed=139lm/W EfcLum=92lm/W CCT=4000K Ra=90 R9=50 SDCM=3 L70(6K)=102000h

C.I.E. 98 100 100 56 100  
F UTE --

D DIN 5040  
B NBN

C61  
BZ 1

1175mm x 27mm



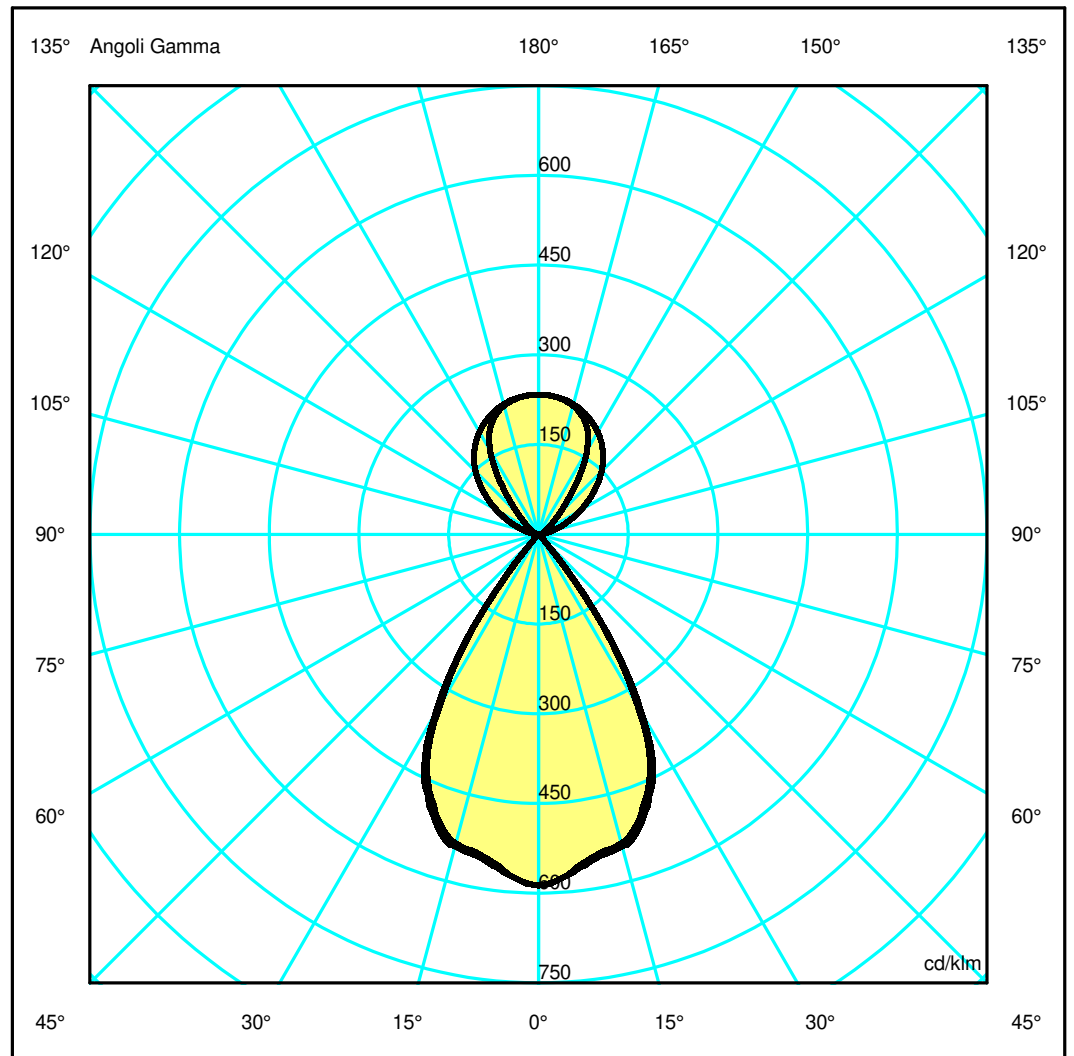
Semipiani C

180.0 — 0.0  
270.0 — 90.0

ULOR 44.24 %

DLOR 55.76 %

RN 44.24 %



## Luminaire

Code AQ47918  
Name A.24 SOSP.MOD.D+IN SHARP4000K XF 1176 BCOP

## Measurerm.

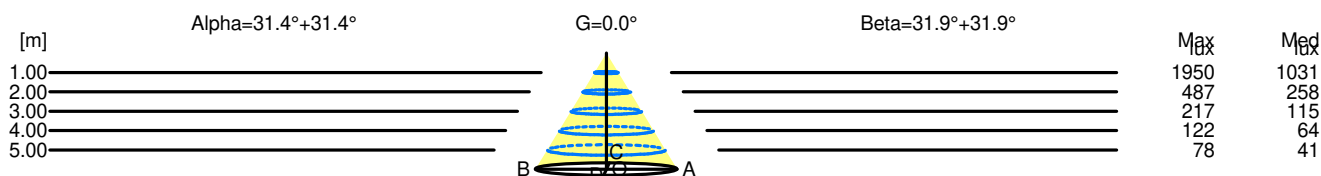
Code FTS2300248  
Name A.24 SOSP.MOD.D+IN SHARP4000K XF 1176 BCOP

Luminaire Flux	3322 lm	Luminaire Power	36.0 W	Efficacy	92.278 lm/W	Efficiency	100.00%
Source Flux	3322 lm	Maximum value	586.90 cd/klm	Position	C=0.00 G=0.00	CG	Double Symmetrical
Rectangular Luminaire		Length	1175 mm	Width	27 mm	Height	55 mm
Rectangular Luminous Area		Length	258 mm	Width	12 mm	Height	0 mm
Horizontal Luminous Area		0.003096 m2		Emitting area on Plane 180°		0.000000 m2	
Emitting area on Plane 0°		0.000000 m2		Emitting area on Plane 270°		0.000000 m2	
Emitting area on Plane 90°		0.000000 m2		Glare area at 76°		0.000749 m2	
Coordinate system		CG		Symmetry Type		Double Symmetrical	
Date		20-09-2023		Maximum Gamma Angle		180	
Measurement Distance		0.00		Measurement Flux		3322 lm	
LED Flux=4629lm LED Power=33W Eff=72% EfcLed=139lm/W EfcLum=92lm/W CCT=4000K Ra=90 R9=50 SDCM=3 L70(6K)=102000h							
C.I.E.	98 100 100 56 100			D DIN 5040		C61	
F UTE	--			B NBN		BZ 1	

### Width at 50.00 % of Max Intensity

H[m]	1.00	2.00	3.00	4.00	5.00	H[m]	1.00	2.00	3.00	4.00	5.00
OA	0.61	1.22	1.83	2.44	3.05	OC	0.62	1.24	1.87	2.49	3.11
OB	0.61	1.22	1.83	2.44	3.05	OD	0.62	1.24	1.87	2.49	3.11

	Luminous Intensities [ cd/klm]									
	0	5	15	25	35	45	55	65	75	85
OA	1949.70	1896.59	1775.75	1465.39	628.09	23.94	5.04	1.35	0.00	0.00
OB	1949.70	1896.59	1775.75	1465.39	628.09	23.94	5.04	1.35	0.00	0.00
OC	1949.70	1898.90	1792.33	1506.42	653.07	23.25	5.00	1.42	0.00	0.00
OD	1949.70	1898.90	1792.33	1506.42	653.07	23.25	5.00	1.42	0.00	0.00



H[m]	D[m]	Max lux	Med lux	Alpha=31.4°+31.4°	G=0.0
1.00	1.22	1950	1031		
2.00	2.44	487	258		
3.00	3.66	217	115		
4.00	4.88	122	64		
5.00	6.10	78	41		

H[m]	D[m]	Max lux	Med lux	Beta=31.9°+31.9°	G=0.0
1.00	1.24	1950	1031		
2.00	2.49	487	258		
3.00	3.73	217	115		
4.00	4.98	122	64		
5.00	6.22	78	41		