

Luminaire

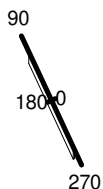
Code AQ48704
Name A.24 SOSP. DIR+IND SHARP 2700K XF 2352BLK

Measurem.

Code FTS2300241
Name A.24 SOSP. DIR+IND SHARP 2700K XF 2352BLK

Luminaire Flux	6208 lm	Luminaire Power	74.0 W	Efficacy	83.892 lm/W	Efficiency	100.00%
Source Flux	6208 lm	Maximum value	582.73 cd/klm	Position	C=0.00 G=0.00	CG	Double Symmetrical
Rectangular Luminaire		Length	2352 mm	Width	27 mm	Height	55 mm
Rectangular Luminous Area		Length	516 mm	Width	12 mm	Height	0 mm
Horizontal Luminous Area		0.006192 m ²		Emitting area on Plane 180°		0.000000 m ²	
Emitting area on Plane 0°		0.000000 m ²		Emitting area on Plane 270°		0.000000 m ²	
Emitting area on Plane 90°		0.000000 m ²		Glare area at 76°		0.001498 m ²	
Coordinate system		CG		Symmetry Type		Double Symmetrical	
Date		20-09-2023		Maximum Gamma Angle		180	
Measurement Distance		0.00		Measurement Flux		6208 lm	
LED Flux=8664lm LED Power=65W Eff=72% EfcLed=134lm/W EfcLum=84lm/W CCT=2700K Ra=90 R9=50 SDCM=3 L70(6K)=102000h							
C.I.E.	98	100	100	55	100	D DIN 5040	C61
F UTE	--					B NBN	BZ 1

2352mm x 27mm



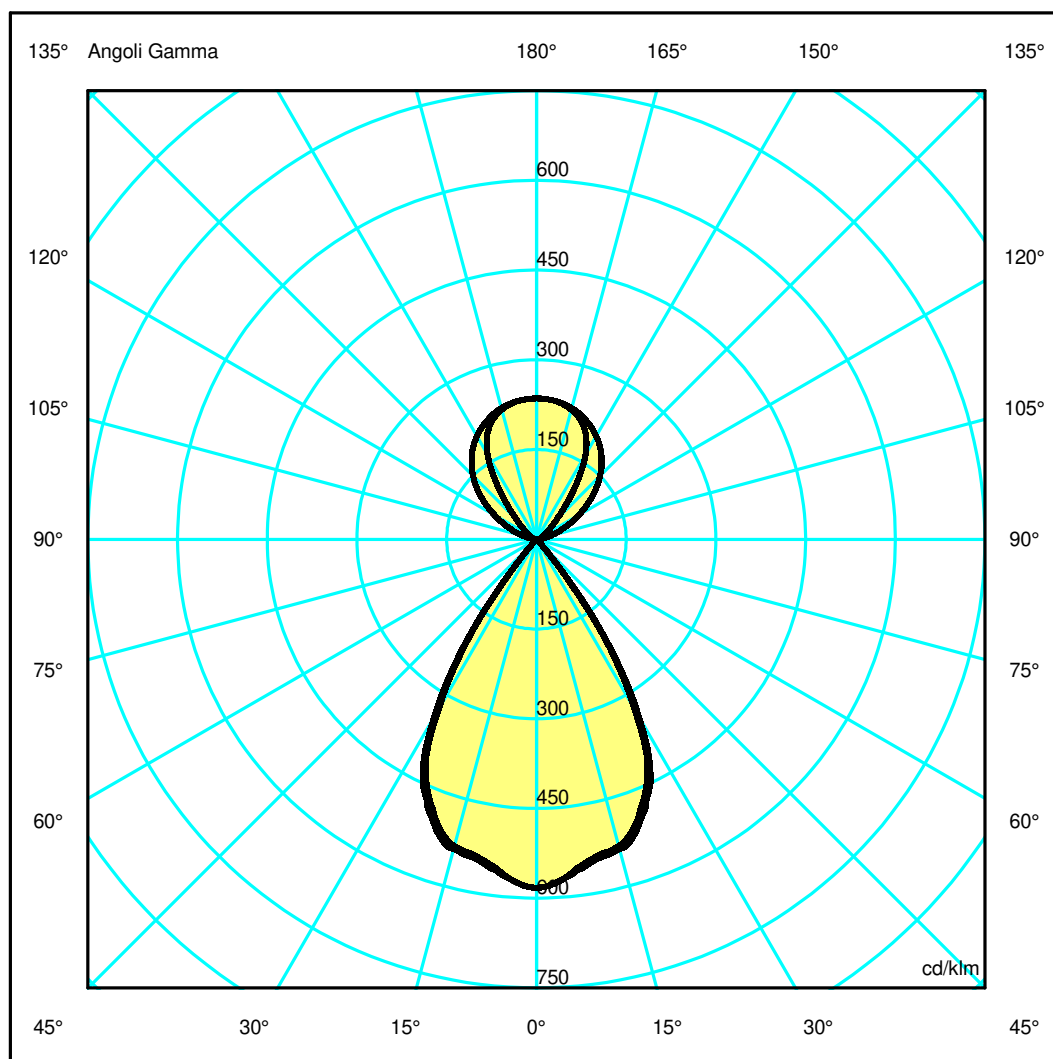
Semipiani C

180.0 — 0.0
270.0 — 90.0

ULOR 44.63 %

DLOR 55.37 %

RN 44.63 %



Luminaire

Code AQ48704
Name A.24 SOSP. DIR+IND SHARP 2700K XF 2352BLK

Measurerm.

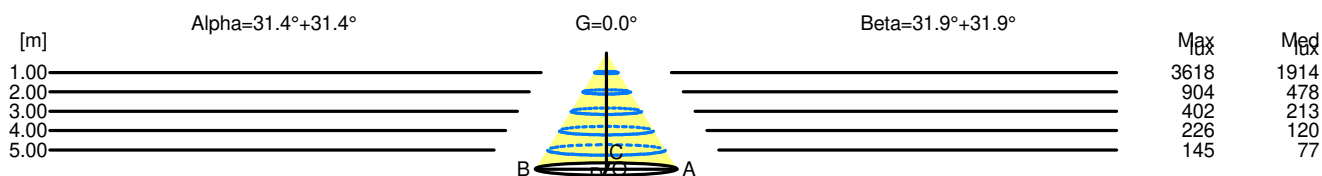
Code FTS2300241
Name A.24 SOSP. DIR+IND SHARP 2700K XF 2352BLK

Luminaire Flux	6208 lm	Luminaire Power	74.0 W	Efficacy	83.892 lm/W	Efficiency	100.00%
Source Flux	6208 lm	Maximum value	582.73 cd/klm	Position	C=0.00 G=0.00	CG	Double Symmetrical
Rectangular Luminaire		Length	2352 mm	Width	27 mm	Height	55 mm
Rectangular Luminous Area		Length	516 mm	Width	12 mm	Height	0 mm
Horizontal Luminous Area		0.006192 m ²		Emitting area on Plane 180°		0.000000 m ²	
Emitting area on Plane 0°		0.000000 m ²		Emitting area on Plane 270°		0.000000 m ²	
Emitting area on Plane 90°		0.000000 m ²		Glare area at 76°		0.001498 m ²	
Coordinate system		CG		Symmetry Type		Double Symmetrical	
Date		20-09-2023		Maximum Gamma Angle		180	
Measurement Distance		0.00		Measurement Flux		6208 lm	
LED Flux=8664lm LED Power=65W Eff=72% EfcLed=134lm/W EfcLum=84lm/W CCT=2700K Ra=90 R9=50 SDCM=3 L70(6K)=102000h							
C.I.E.	98 100 100 55 100			D DIN 5040	C61		
F UTE	--			B NBN	BZ 1		

Width at 50.00 % of Max Intensity

H[m]	1.00	2.00	3.00	4.00	5.00	H[m]	1.00	2.00	3.00	4.00	5.00
OA	0.61	1.22	1.83	2.44	3.05	OC	0.62	1.24	1.87	2.49	3.11
OB	0.61	1.22	1.83	2.44	3.05	OD	0.62	1.24	1.87	2.49	3.11

	Luminous Intensities [cd/klm]									
	0	5	15	25	35	45	55	65	75	85
OA	3617.56	3519.02	3294.81	2718.96	1165.39	44.42	9.35	2.50	0.00	0.00
OB	3617.56	3519.02	3294.81	2718.96	1165.39	44.42	9.35	2.50	0.00	0.00
OC	3617.56	3523.32	3325.57	2795.09	1211.73	43.13	9.27	2.64	0.00	0.00
OD	3617.56	3523.32	3325.57	2795.09	1211.73	43.13	9.27	2.64	0.00	0.00



H[m]	D[m]	Max lux	Med lux	Alpha=31.4°+31.4°	G=0.0
1.00	1.22	3618	1914		
2.00	2.44	904	478		
3.00	3.66	402	213		
4.00	4.88	226	120		
5.00	6.10	145	77		

H[m]	D[m]	Max lux	Med lux	Beta=31.9°+31.9°	G=0.0
1.00	1.24	3618	1914		
2.00	2.49	904	478		
3.00	3.73	402	213		
4.00	4.98	226	120		
5.00	6.22	145	77		