

## Luminaire

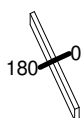
Code BK12015  
Name A.24 WALL DIFF. DIR+IND 3000K 600mm BSV (ARGENTO)

## Measurement

Code FTS2300120  
Name A.24 WALL DIFF. DIR+IND 3000K 600mm BSV (ARGENTO)

Luminaire Flux	2759 lm	Luminaire Power	30.0 W	Efficacy	91.974 lm/W	Efficiency	100.00%
Source Flux	2759 lm	Maximum value	197.48 cd/klm	Position	C=0.00 G=1.00	CG	Rotosymmetrical
Rectangular Luminaire		Length	600 mm	Width	27 mm	Height	55 mm
Rectangular Luminous Area		Length	595 mm	Width	22 mm	Height	0 mm
Horizontal Luminous Area		0.013090 m <sup>2</sup>		Emitting area on Plane 180°		0.000000 m <sup>2</sup>	
Emitting area on Plane 0°		0.000000 m <sup>2</sup>		Emitting area on Plane 270°		0.000000 m <sup>2</sup>	
Emitting area on Plane 90°		0.000000 m <sup>2</sup>		Glare area at 76°		0.003167 m <sup>2</sup>	
Coordinate system		CG		Symmetry Type		Rotosymmetrical	
Date		09-03-2023		Maximum Gamma Angle		180	
Measurement Distance		0.00		Measurement Flux		2759 lm	
LED Flux=4944lm LED Power=27W Eff=56% EfcLed=180lm/W EfcLum=92lm/W CCT=3000K Ra=90 R9=50 SDCM=3 L70(17K)=102000h							
C.I.E.	47 78 95 57 100			D DIN 5040		C31	
F UTE	0.57 E + 0.43 T			B NBN		BZ 5	

600mm x 27mm



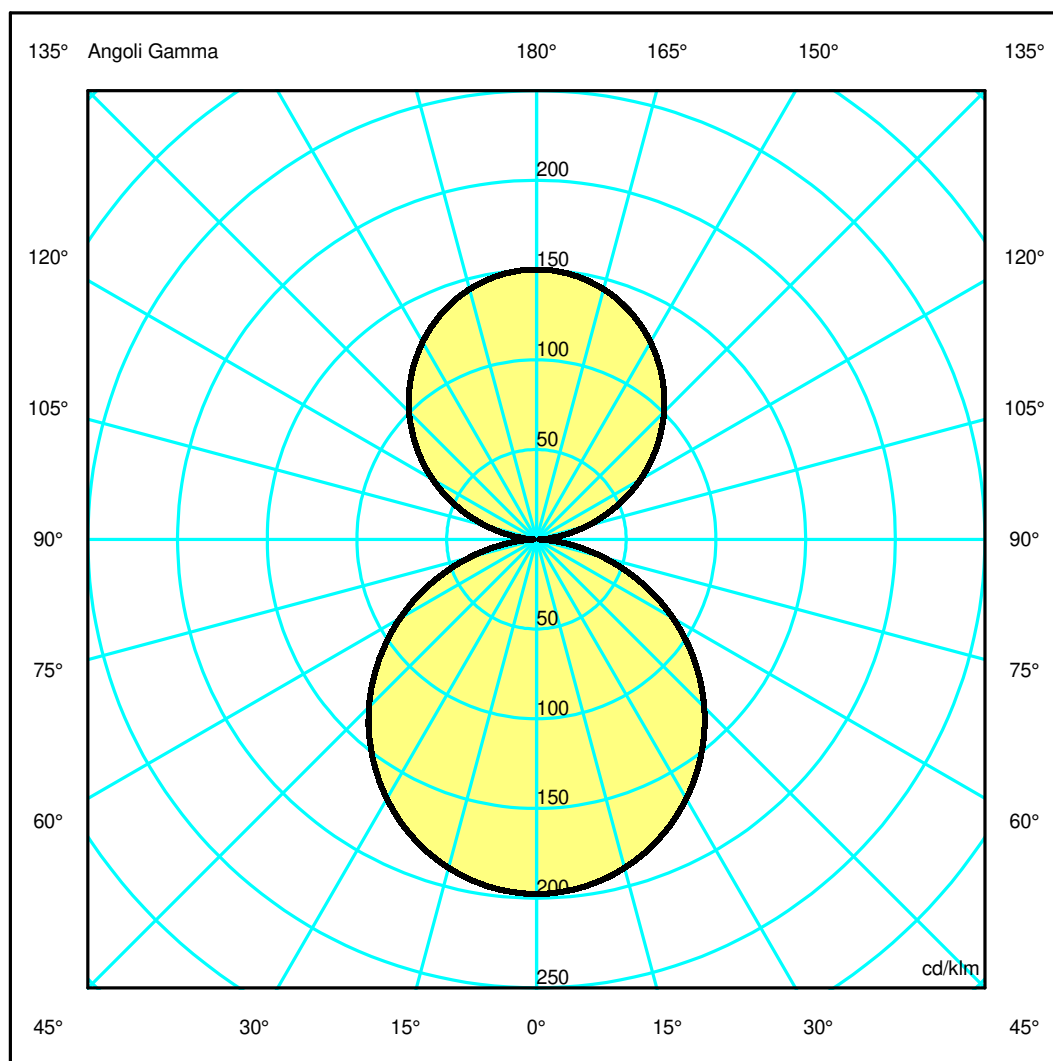
Semipiani C

180.0 ——— 0.0

ULOR 43.24 %

DLOR 56.76 %

RN 43.24 %



## Luminaire

Code BK12015  
Name A.24 WALL DIFF. DIR+IND 3000K 600mm BSV (ARGENTO)

## Measurem.

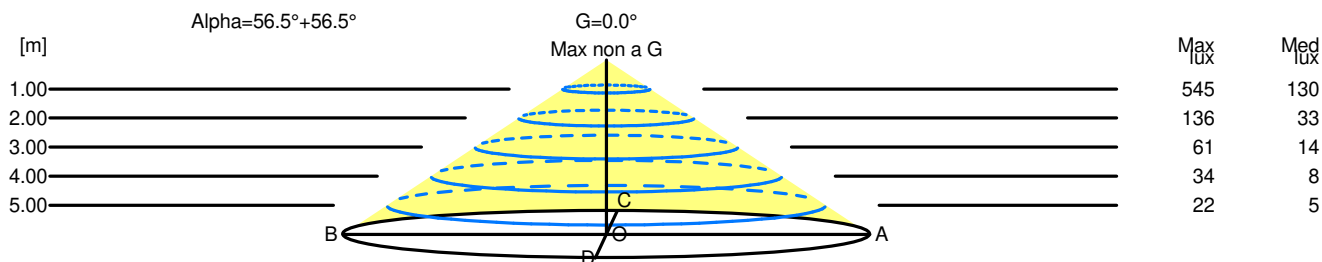
Code FTS2300120  
Name A.24 WALL DIFF. DIR+IND 3000K 600mm BSV (ARGENTO)

Luminaire Flux	2759 lm	Luminaire Power	30.0 W	Efficacy	91.974 lm/W	Efficiency	100.00%
Source Flux	2759 lm	Maximum value	197.48 cd/klm	Position	C=0.00 G=1.00	CG	Rotosymmetrical
Rectangular Luminaire		Length	600 mm	Width	27 mm	Height	55 mm
Rectangular Luminous Area		Length	595 mm	Width	22 mm	Height	0 mm
Horizontal Luminous Area	0.013090 m2			Emitting area on Plane 180°	0.000000 m2		
Emitting area on Plane 0°	0.000000 m2			Emitting area on Plane 270°	0.000000 m2		
Emitting area on Plane 90°	0.000000 m2			Glare area at 76°	0.003167 m2		
Coordinate system	CG	Symmetry Type		Maximum Gamma Angle	180	Measurement Flux	2759 lm
Date	09-03-2023						
Measurement Distance	0.00						
LED Flux=4944lm LED Power=27W Eff=56% EfcLed=180lm/W EfcLum=92lm/W CCT=3000K Ra=90 R9=50 SDCM=3 L70(17K)=102000h							
C.I.E.	47 78 95 57 100			D DIN 5040	C31		
F UTE	0.57 E + 0.43 T			B NBN	BZ 5		

Width at 50.00 % of Max Intensity

H[m]	1.00	2.00	3.00	4.00	5.00	H[m]	1.00	2.00	3.00	4.00	5.00
OA	1.51	3.02	4.53	6.05	7.56	OC	1.51	3.02	4.53	6.05	7.56
OB	1.51	3.02	4.53	6.05	7.56	OD	1.51	3.02	4.53	6.05	7.56

	Luminous Intensities [ cd/klm ]									
	0	5	15	25	35	45	55	65	75	85
OA	544.81	542.48	522.87	485.28	431.78	364.31	285.12	197.50	105.56	26.29
OB	544.81	542.48	522.87	485.28	431.78	364.31	285.12	197.50	105.56	26.29
OC	544.81	542.48	522.87	485.28	431.78	364.31	285.12	197.50	105.56	26.29
OD	544.81	542.48	522.87	485.28	431.78	364.31	285.12	197.50	105.56	26.29



H[m]	D[m]	Max lux	Med lux	Alpha=56.5°+56.5°	G=0.0 Max non a G
1.00	3.02	545	130		
2.00	6.05	136	33		
3.00	9.07	61	14		
4.00	12.09	34	8		
5.00	15.11	22	5		