

Luminaire

Code BH14904+BH16204
 Name A.39 SHARP D+IND 2368 LB 54 400K ND NRO + COVER 4X4 OPT. LB BLACK

Measurerm.

Code FTS1900211
 Name A.39 SHARP D+IND 2368 LB 54 400K ND NRO + COVER 4X4 OPT. LB BLACK


Luminaire Flux	9514.06 lm	Luminaire Power	104.00 W	Efficacy	91.48 lm/W	Efficiency	100.00%
Sources Flux	9514.06 lm	Maximum value	501.92 cd/klm	Position	C=0.00 G=0.00	CG	Double Symmetrical
Rectangular Luminaire		Length	2368 mm	Width	40 mm	Height	111 mm
Rectangular Luminous Area		Length	592 mm	Width	37 mm	Height	0 mm
Horizontal Luminous Area		0.021904 m ²		Emitting area on Plane 180°		0.000000 m ²	
Emitting area on Plane 0°		0.000000 m ²		Emitting area on Plane 270°		0.000000 m ²	
Emitting area on Plane 90°		0.000000 m ²		Glare area at 76°		0.005299 m ²	
Coordinate system		CG		Symmetry Type		Double Symmetrical	
Date		17-07-2017		Maximum Gamma Angle		180	
Measurement Distance		0.00		Measurement Flux		9514.06 lm	

LED Flux=11915,8lm LED Power=95W Eff=80% EfcLed=125lm/W EfcLum=91lm/W Ra=90 SDCM=2 L90(20K)=118000h

C.I.E. 99 100 100 35 100
 F UTE --

D DIN 5040
 B NBN
 D62
 BZ 1

2368mm x 40mm



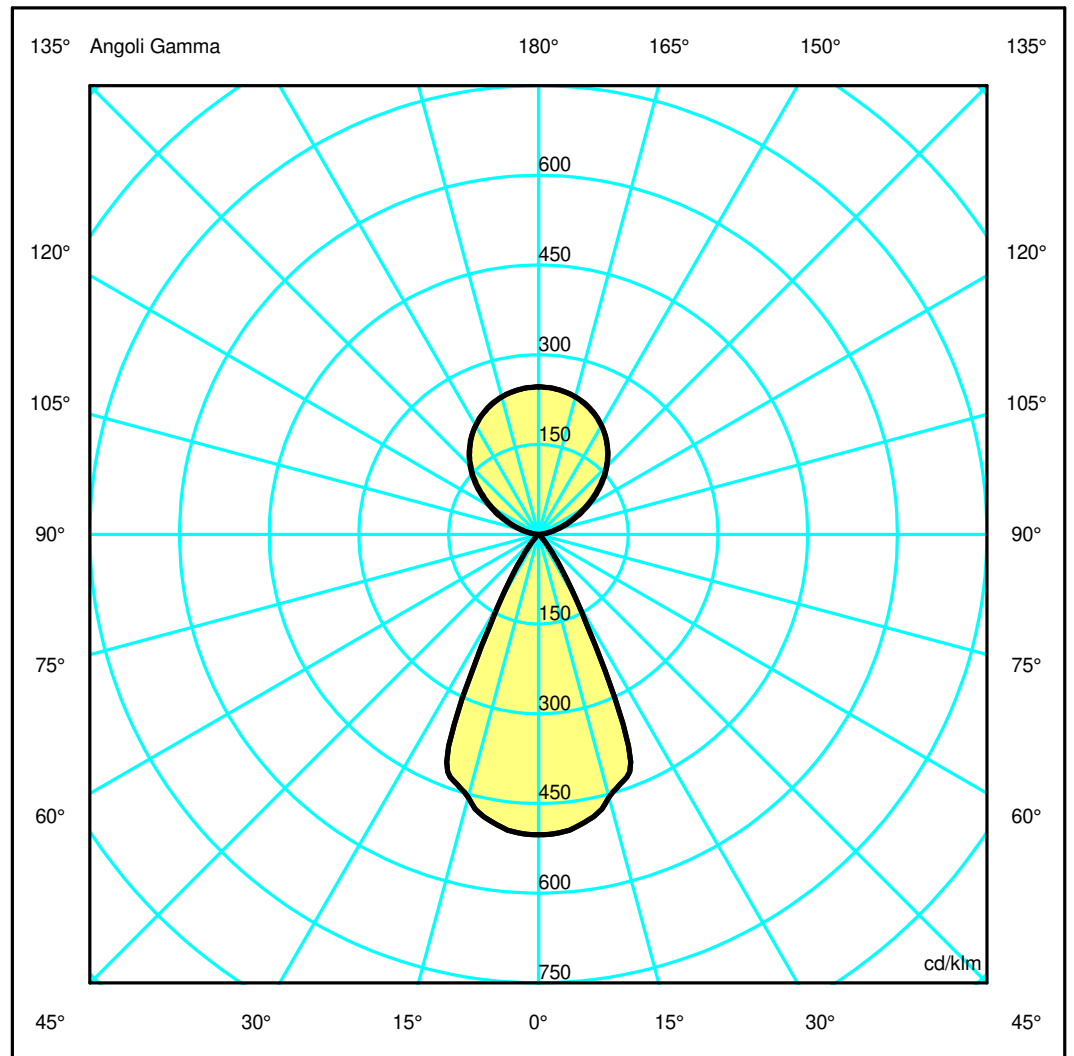
Semipiani C

180.0 — 0.0
 270.0 — 90.0

ULOR 64.92 %

DLOR 35.08 %

RN 64.92 %



Luminaire

Code BH14904+BH16204
Name A.39 SHARP D+IND 2368 LB 54 400K ND NRO + COVER 4X4 OPT. LB BLACK

Measurerm.

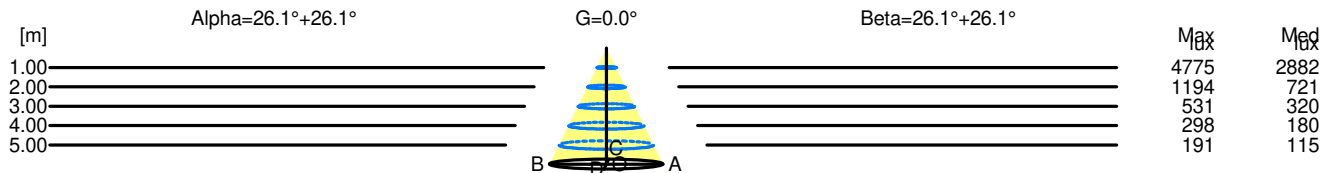
Code FTS1900211
Name A.39 SHARP D+IND 2368 LB 54 400K ND NRO + COVER 4X4 OPT. LB BLACK

Luminaire Flux	9514.06 lm	Luminaire Power	104.00 W	Efficacy	91.48 lm/W	Efficiency	100.00%
Sources Flux	9514.06 lm	Maximum value	501.92 cd/klm	Position	C=0.00 G=0.00	CG	Double Symmetrical
Rectangular Luminaire		Length	2368 mm	Width	40 mm	Height	111 mm
Rectangular Luminous Area		Length	592 mm	Width	37 mm	Height	0 mm
Horizontal Luminous Area		0.021904 m2		Emitting area on Plane 180°		0.000000 m2	
Emitting area on Plane 0°		0.000000 m2		Emitting area on Plane 270°		0.000000 m2	
Emitting area on Plane 90°		0.000000 m2		Glare area at 76°		0.005299 m2	
Coordinate system		CG		Symmetry Type		Double Symmetrical	
Date		17-07-2017		Maximum Gamma Angle		180	
Measurement Distance		0.00		Measurement Flux		9514.06 lm	
LED Flux=11915,8lm LED Power=95W Eff=80% EfcLed=125lm/W EfcLum=91lm/W Ra=90 SDCM=2 L90(20K)=118000h							
C.I.E.	99 100 100 35 100			D DIN 5040	D62		
F UTE	--			B NBN	BZ 1		

Width at 50.00 % of Max Intensity

H[m]	1.00	2.00	3.00	4.00	5.00	H[m]	1.00	2.00	3.00	4.00	5.00
OA	0.49	0.98	1.47	1.96	2.44	OC	0.49	0.98	1.47	1.96	2.44
OB	0.49	0.98	1.47	1.96	2.44	OD	0.49	0.98	1.47	1.96	2.44

	Luminous Intensities [cd/klm]									
	0	5	15	25	35	45	55	65	75	85
OA	4775.31	4740.98	4328.83	2879.39	509.83	74.37	5.79	0.00	0.00	0.00
OB	4775.31	4740.98	4328.83	2879.39	509.83	74.37	5.79	0.00	0.00	0.00
OC	4775.31	4740.98	4328.83	2879.39	509.83	74.37	5.79	0.00	0.00	0.00
OD	4775.31	4740.98	4328.83	2879.39	509.83	74.37	5.79	0.00	0.00	0.00



H[m]	D[m]	Max lux	Med lux	Alpha=26.1°+26.1°	G=0.0
1.00	0.98	4775	2882		
2.00	1.96	1194	721		
3.00	2.93	531	320		
4.00	3.91	298	180		
5.00	4.89	191	115		

H[m]	D[m]	Max lux	Med lux	Beta=26.1°+26.1°	G=0.0
1.00	0.98	4775	2882		
2.00	1.96	1194	721		
3.00	2.93	531	320		
4.00	3.91	298	180		
5.00	4.89	191	115		