

## Luminaire

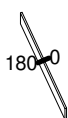
Code BH02305+BH16304  
 Name A.39 S/C SHAR DIR 2368 HB 17 400K DM SIL + COVER 6X4 OPT. HB BLACK

## Measurement

Code FTS1603071  
 Name A.39 S/C SHAR DIR 2368 HB 17 400K DM SIL + COVER 6X4 OPT. HB BLACK

Luminaire Flux	5207.66 lm	Luminaire Power	70.00 W	Efficacy	74.40 lm/W	Efficiency	100.00%
Sources Flux	5207.66 lm	Maximum value	5604.42 cd/klm	Position	C=0.00 G=0.00	CG	Rotosymmetrical
Rectangular Luminaire		Length	2368 mm	Width	40 mm	Height	111 mm
Rectangular Luminous Area		Length	888 mm	Width	37 mm	Height	0 mm
Horizontal Luminous Area		0.032856 m <sup>2</sup>		Emitting area on Plane 180°		0.000000 m <sup>2</sup>	
Emitting area on Plane 0°		0.000000 m <sup>2</sup>		Emitting area on Plane 270°		0.000000 m <sup>2</sup>	
Emitting area on Plane 90°		0.000000 m <sup>2</sup>		Glare area at 76°		0.007949 m <sup>2</sup>	
Coordinate system		CG		Symmetry Type		Rotosymmetrical	
Date		21-02-2017		Maximum Gamma Angle		180	
Measurement Distance		0.00		Measurement Flux		5207.66 lm	
LED Flux=6987,3lm LED Power=63W Eff=75% EfcLed=111lm/W EfcLum=74lm/W Ra=90 SDCM=2 L90(20K)=118000h							
C.I.E.	100	100	100	100	100	D DIN 5040	A60
F UTE	--					B NBN	BZ 1

2368mm x 40mm



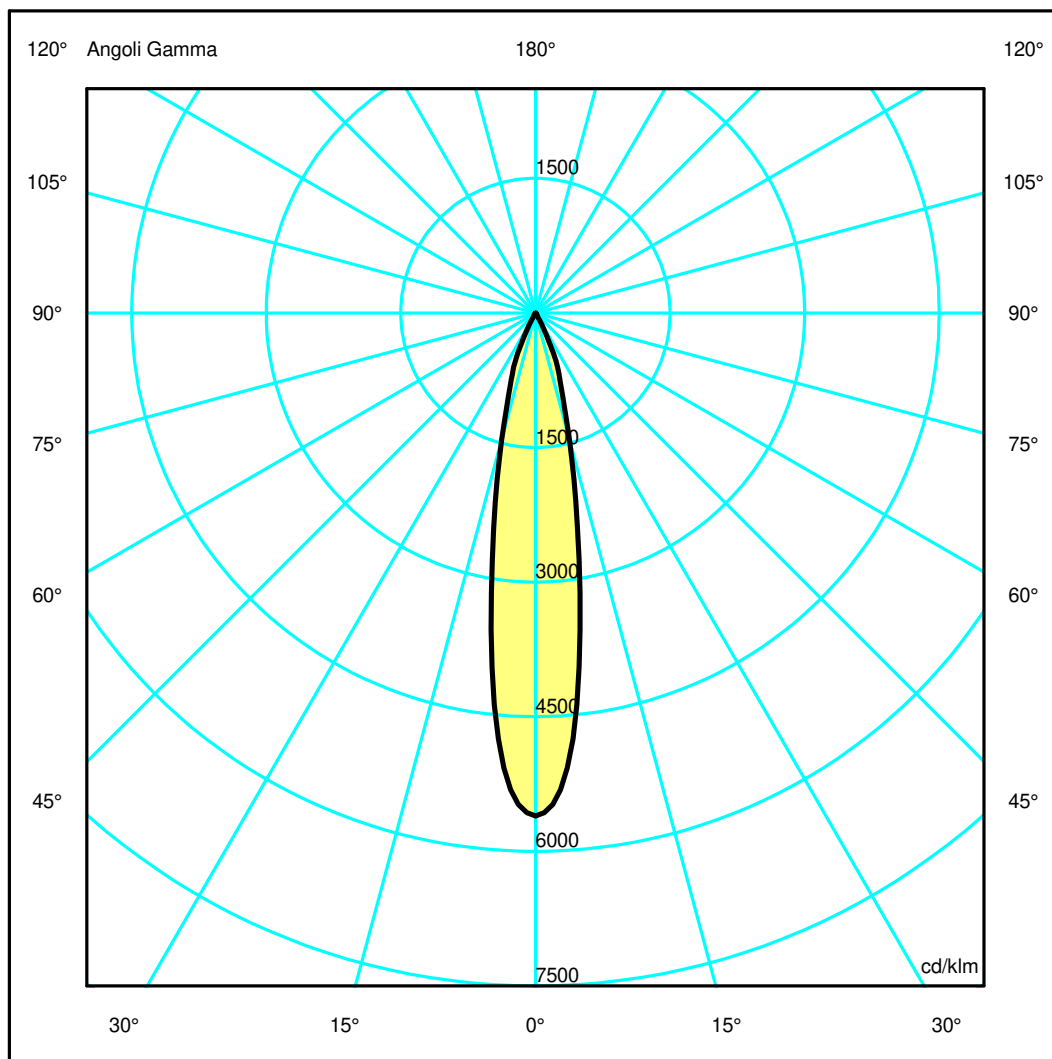
Semipiani C

180.0 ——— 0.0

ULOR 0.00 %

DLOR 100.00 %

RN 0.00 %



## Luminaire

Code BH02305+BH16304  
 Name A.39 S/C SHAR DIR 2368 HB 17 400K DM SIL + COVER 6X4 OPT. HB BLACK

## Measurem.

Code FTS1603071  
 Name A.39 S/C SHAR DIR 2368 HB 17 400K DM SIL + COVER 6X4 OPT. HB BLACK

Luminaire Flux	5207.66 lm	Luminaire Power	70.00 W	Efficacy	74.40 lm/W	Efficiency	100.00%
Sources Flux	5207.66 lm	Maximum value	5604.42 cd/klm	Position	C=0.00 G=0.00	CG	Rotosymmetrical
Rectangular Luminaire		Length	2368 mm	Width	40 mm	Height	111 mm
Rectangular Luminous Area		Length	888 mm	Width	37 mm	Height	0 mm
Horizontal Luminous Area		0.032856 m2		Emitting area on Plane 180°		0.000000 m2	
Emitting area on Plane 0°		0.000000 m2		Emitting area on Plane 270°		0.000000 m2	
Emitting area on Plane 90°		0.000000 m2		Glare area at 76°		0.007949 m2	
Coordinate system		CG		Symmetry Type		Rotosymmetrical	
Date		21-02-2017		Maximum Gamma Angle		180	
Measurement Distance		0.00		Measurement Flux		5207.66 lm	

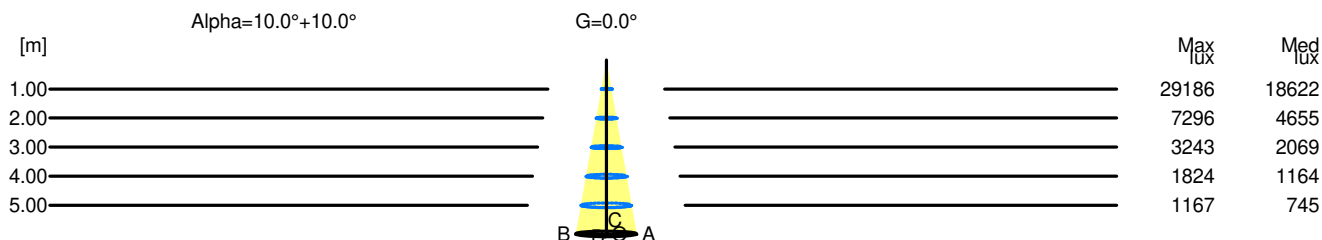
LED Flux=6987,3lm LED Power=63W Eff=75% EfcLed=111lm/W EfcLum=74lm/W Ra=90 SDCM=2 L90(20K)=118000h

C.I.E.	100	100	100	100	100	D DIN 5040	A60
F UTE	--					B NBN	BZ 1

Width at 50.00 % of Max Intensity

H[m]	1.00	2.00	3.00	4.00	5.00	H[m]	1.00	2.00	3.00	4.00	5.00
OA	0.18	0.35	0.53	0.70	0.88	OC	0.18	0.35	0.53	0.70	0.88
OB	0.18	0.35	0.53	0.70	0.88	OD	0.18	0.35	0.53	0.70	0.88

	Luminous Intensities [ cd/klm ]									
	0	5	15	25	35	45	55	65	75	85
OA	29185.93	24817.86	7619.85	2038.29	120.68	25.53	3.21	0.00	0.00	0.00
OB	29185.93	24817.86	7619.85	2038.29	120.68	25.53	3.21	0.00	0.00	0.00
OC	29185.93	24817.86	7619.85	2038.29	120.68	25.53	3.21	0.00	0.00	0.00
OD	29185.93	24817.86	7619.85	2038.29	120.68	25.53	3.21	0.00	0.00	0.00



H[m]	D[m]	Max lux	Med lux	Alpha=10.0°+10.0°	G=0.0
1.00	0.35	29186	18622		
2.00	0.70	7296	4655		
3.00	1.05	3243	2069		
4.00	1.40	1824	1164		
5.00	1.75	1167	745		