

Luminaire

Code BH08605+BH16101
 Name A.39 SHARP D+IND 1184 HB 34 300K DM SIL + COVER 3X4 OPT. HB WHITE

Measurement

Code FTS1900403
 Name A.39 SHARP D+IND 1184 HB 34 300K DM SIL + COVER 3X4 OPT. HB WHITE

Luminaire Flux	5269.70 lm	Luminaire Power	64.00 W	Efficacy	82.34 lm/W	Efficiency	100.00%
Sources Flux	5269.70 lm	Maximum value	1128.65 cd/klm	Position	C=0.00 G=0.00	CG	Double Symmetrical
Rectangular Luminaire		Length	1184 mm	Width	40 mm	Height	111 mm
Rectangular Luminous Area		Length	444 mm	Width	37 mm	Height	0 mm
Horizontal Luminous Area		0.016428 m2		Emitting area on Plane 180°		0.000000 m2	
Emitting area on Plane 0°		0.000000 m2		Emitting area on Plane 270°		0.000000 m2	
Emitting area on Plane 90°		0.000000 m2		Glare area at 76°		0.003974 m2	
Coordinate system		CG		Symmetry Type		Double Symmetrical	
Date		16-02-2017		Maximum Gamma Angle		180	
Measurement Distance		0.00		Measurement Flux		5269.70 lm	


LED Flux=6737,83lm LED Power=55W Eff=78% EfcLed=123lm/W EfcLum=82lm/W Ra=90 SDCM=2 L90(20K)=118000h

C.I.E. 97 99 100 44 100
 F UTE --

D DIN 5040
 B NBN

C62
 BZ 1

1184mm x 40mm



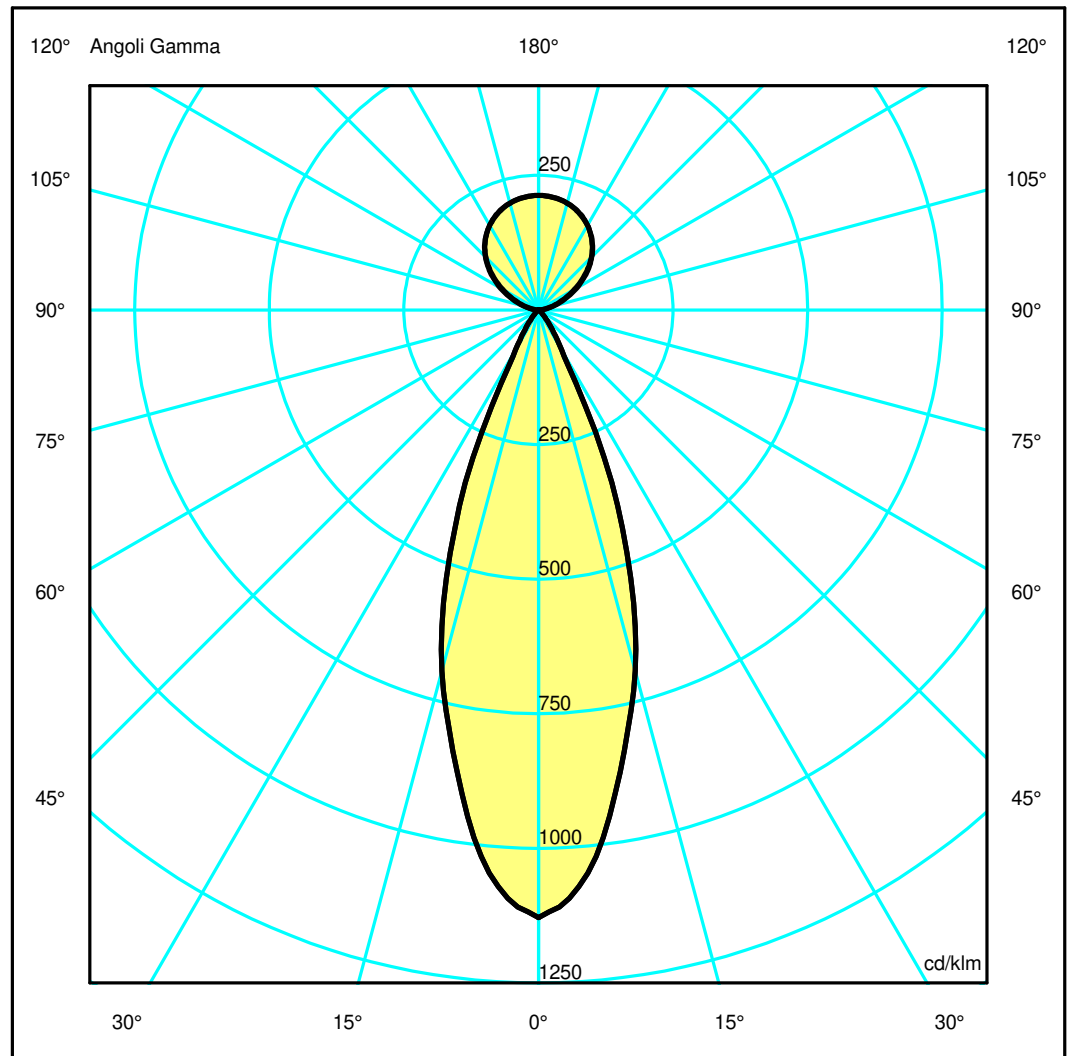
Semipiani C

180.0 — 0.0
 270.0 — 90.0

ULOR 56.09 %

DLOR 43.91 %

RN 56.09 %



Luminaire

Code BH08605+BH16101
Name A.39 SHARP D+IND 1184 HB 34 300K DM SIL + COVER 3X4 OPT. HB WHITE

Measurerm.

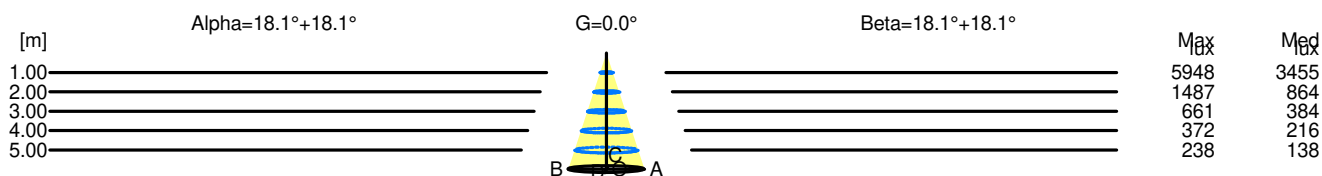
Code FTS1900403
Name A.39 SHARP D+IND 1184 HB 34 300K DM SIL + COVER 3X4 OPT. HB WHITE

Luminaire Flux	5269.70 lm	Luminaire Power	64.00 W	Efficacy	82.34 lm/W	Efficiency	100.00%
Sources Flux	5269.70 lm	Maximum value	1128.65 cd/klm	Position	C=0.00 G=0.00	CG	Double Symmetrical
Rectangular Luminaire		Length	1184 mm	Width	40 mm	Height	111 mm
Rectangular Luminous Area		Length	444 mm	Width	37 mm	Height	0 mm
Horizontal Luminous Area		0.016428 m ²		Emitting area on Plane 180°		0.000000 m ²	
Emitting area on Plane 0°		0.000000 m ²		Emitting area on Plane 270°		0.000000 m ²	
Emitting area on Plane 90°		0.000000 m ²		Glare area at 76°		0.003974 m ²	
Coordinate system		CG		Symmetry Type		Double Symmetrical	
Date		16-02-2017		Maximum Gamma Angle		180	
Measurement Distance		0.00		Measurement Flux		5269.70 lm	
LED Flux=6737,83lm LED Power=55W Eff=78% EfcLed=123lm/W EfcLum=82lm/W Ra=90 SDCM=2 L90(20K)=118000h							
C.I.E.	97 99 100 44 100			D DIN 5040		C62	
F UTE	--			B NBN		BZ 1	

Width at 50.00 % of Max Intensity

H[m]	1.00	2.00	3.00	4.00	5.00	H[m]	1.00	2.00	3.00	4.00	5.00
OA	0.33	0.66	0.98	1.31	1.64	OC	0.33	0.66	0.98	1.31	1.64
OB	0.33	0.66	0.98	1.31	1.64	OD	0.33	0.66	0.98	1.31	1.64

	Luminous Intensities [cd/klm]									
	0	5	15	25	35	45	55	65	75	85
OA	5947.62	5532.40	3659.34	1316.05	232.23	54.78	14.22	7.68	4.97	1.94
OB	5947.62	5532.40	3659.34	1316.05	232.23	54.78	14.22	7.68	4.97	1.94
OC	5947.62	5532.40	3659.34	1316.05	232.23	54.78	14.22	7.68	4.97	1.94
OD	5947.62	5532.40	3659.34	1316.05	232.23	54.78	14.22	7.68	4.97	1.94



H[m]	D[m]	Max lux	Med lux	Alpha=18.1°+18.1°	G=0.0
1.00	0.66	5948	3455		
2.00	1.31	1487	864		
3.00	1.97	661	384		
4.00	2.62	372	216		
5.00	3.28	238	138		

H[m]	D[m]	Max lux	Med lux	Beta=18.1°+18.1°	G=0.0
1.00	0.66	5948	3455		
2.00	1.31	1487	864		
3.00	1.97	661	384		
4.00	2.62	372	216		
5.00	3.28	238	138		