

Luminaire

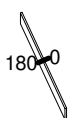
Code BH06204+BH16201
 Name A.39 S/C SHAR DIR 2368 LB 17 300K DM NRO + COVER 4X4 OPT. LB WHITE

Measurem.

Code FTS1900433
 Name A.39 S/C SHAR DIR 2368 LB 17 300K DM NRO + COVER 4X4 OPT. LB WHITE

Luminaire Flux	3296.83 lm	Luminaire Power	54.00 W	Efficacy	61.05 lm/W	Efficiency	100.00%
Sources Flux	3296.83 lm	Maximum value	5541.55 cd/klm	Position	C=0.00 G=0.00	CG	Rotosymmetrical
Rectangular Luminaire		Length	2368 mm	Width	40 mm	Height	111 mm
Rectangular Luminous Area		Length	592 mm	Width	37 mm	Height	0 mm
Horizontal Luminous Area		0.021904 m2		Emitting area on Plane 180°		0.000000 m2	
Emitting area on Plane 0°		0.000000 m2		Emitting area on Plane 270°		0.000000 m2	
Emitting area on Plane 90°		0.000000 m2		Glare area at 76°		0.005299 m2	
Coordinate system		CG		Symmetry Type		Rotosymmetrical	
Date		21-02-2017		Maximum Gamma Angle		180	
Measurement Distance		0.00		Measurement Flux		3296.83 lm	
LED Flux=4352,8lm LED Power=45W Eff=76% EfcLed=97lm/W EfcLum=61lm/W Ra=90 SDCM=2 L90(20K)=118000h							
C.I.E.	99	100	100	100	D DIN 5040	A60	
F UTE	--				B NBN	BZ 1	

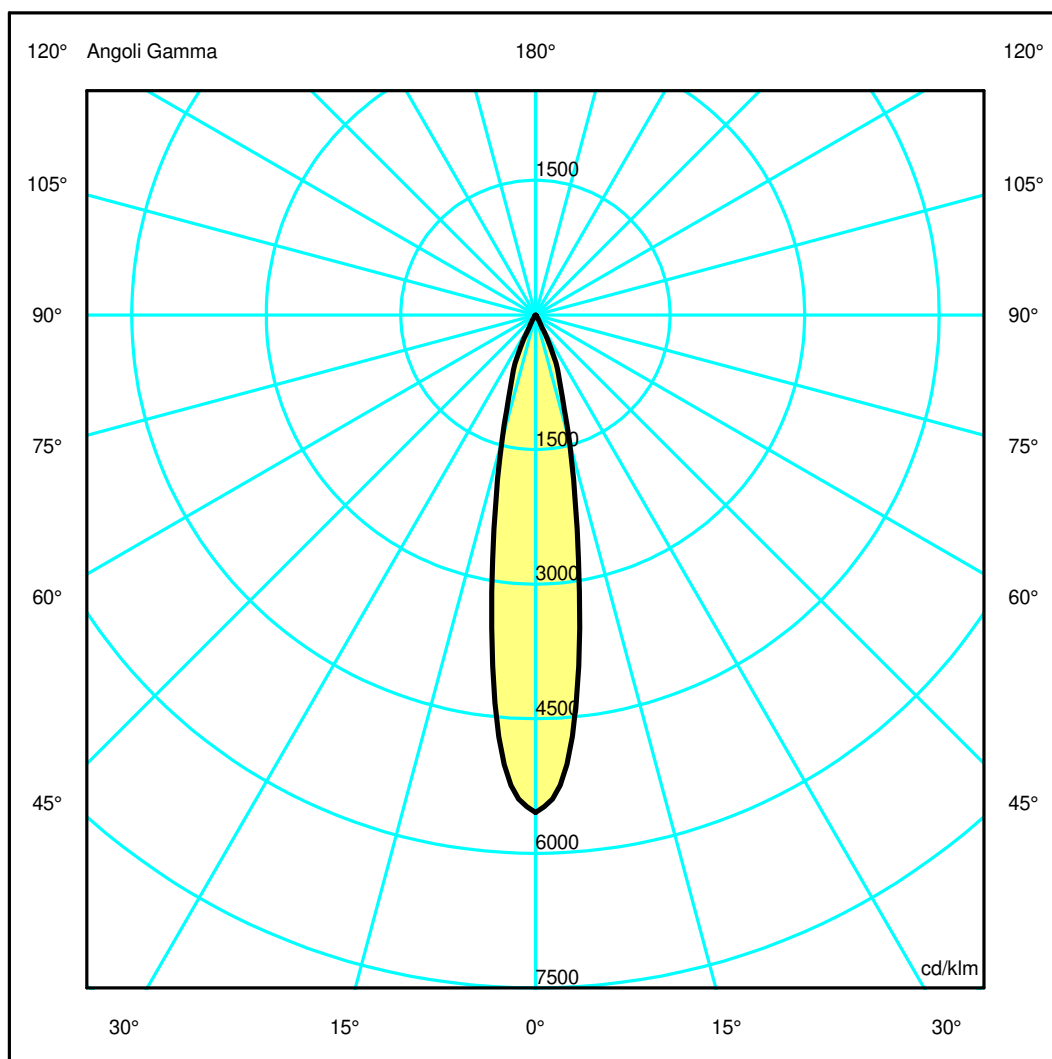
2368mm x 40mm



Semipiani C

180.0 ——— 0.0

ULOR 0.00 %
 DLOR 100.00 %
 RN 0.00 %



Luminaire

Code BH06204+BH16201
Name A.39 S/C SHAR DIR 2368 LB 17 300K DM NRO + COVER 4X4 OPT. LB WHITE

Measurem.

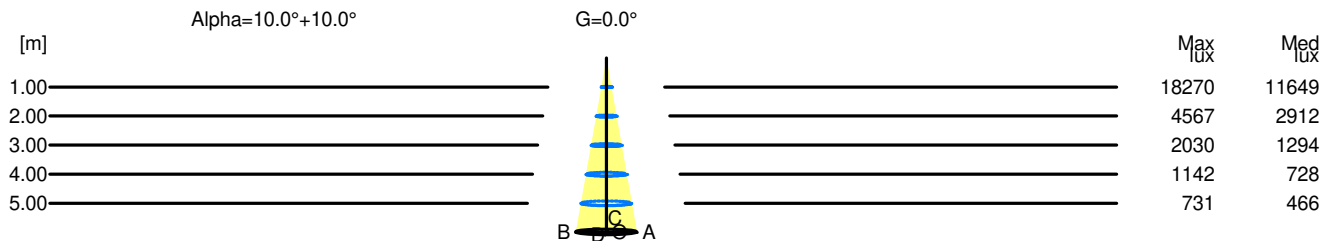
Code FTS1900433
Name A.39 S/C SHAR DIR 2368 LB 17 300K DM NRO + COVER 4X4 OPT. LB WHITE

Luminaire Flux	3296.83 lm	Luminaire Power	54.00 W	Efficacy	61.05 lm/W	Efficiency	100.00%
Sources Flux	3296.83 lm	Maximum value	5541.55 cd/klm	Position	C=0.00 G=0.00	CG	Rotosymmetrical
Rectangular Luminaire		Length	2368 mm	Width	40 mm	Height	111 mm
Rectangular Luminous Area		Length	592 mm	Width	37 mm	Height	0 mm
Horizontal Luminous Area		0.021904 m2		Emitting area on Plane 180°		0.000000 m2	
Emitting area on Plane 0°		0.000000 m2		Emitting area on Plane 270°		0.000000 m2	
Emitting area on Plane 90°		0.000000 m2		Glare area at 76°		0.005299 m2	
Coordinate system		CG		Symmetry Type		Rotosymmetrical	
Date		21-02-2017		Maximum Gamma Angle		180	
Measurement Distance		0.00		Measurement Flux		3296.83 lm	
LED Flux=4352,8lm LED Power=45W Eff=76% EfcLed=97lm/W EfcLum=61lm/W Ra=90 SDCM=2 L90(20K)=118000h							
C.I.E.	99 100 100 100 100			D DIN 5040	A60		
F UTE	--			B NBN	BZ 1		

Width at 50.00 % of Max Intensity

H[m]	1.00	2.00	3.00	4.00	5.00	H[m]	1.00	2.00	3.00	4.00	5.00
OA	0.18	0.35	0.53	0.70	0.88	OC	0.18	0.35	0.53	0.70	0.88
OB	0.18	0.35	0.53	0.70	0.88	OD	0.18	0.35	0.53	0.70	0.88

	Luminous Intensities [cd/klm]									
	0	5	15	25	35	45	55	65	75	85
OA	18269.56	15547.46	4796.57	1311.47	82.29	23.22	8.07	5.17	3.66	1.73
OB	18269.56	15547.46	4796.57	1311.47	82.29	23.22	8.07	5.17	3.66	1.73
OC	18269.56	15547.46	4796.57	1311.47	82.29	23.22	8.07	5.17	3.66	1.73
OD	18269.56	15547.46	4796.57	1311.47	82.29	23.22	8.07	5.17	3.66	1.73



H[m]	D[m]	Max lux	Med lux	Alpha=10.0°+10.0°	G=0.0
1.00	0.35	18270	11649		
2.00	0.70	4567	2912		
3.00	1.05	2030	1294		
4.00	1.41	1142	728		
5.00	1.76	731	466		