

Luminaire

Code BH11005+BH16304
 Name A.39 SHARP D+IND 2368 HB 54 300K DM SIL + COVER 6X4 OPT. HB BLACK

Measurement

Code FTS1900268
 Name A.39 SHARP D+IND 2368 HB 54 300K DM SIL + COVER 6X4 OPT. HB BLACK

Luminaire Flux	10589.74 lm	Luminaire Power	120.00 W	Efficacy	88.25 lm/W	Efficiency	100.00%
Sources Flux	10589.74 lm	Maximum value	632.06 cd/klm	Position	C=0.00 G=0.00	CG	Double Symmetrical
Rectangular Luminaire		Length	2368 mm	Width	40 mm	Height	111 mm
Rectangular Luminous Area		Length	888 mm	Width	37 mm	Height	0 mm
Horizontal Luminous Area		0.032856 m ²		Emitting area on Plane 180°		0.000000 m ²	
Emitting area on Plane 0°		0.000000 m ²		Emitting area on Plane 270°		0.000000 m ²	
Emitting area on Plane 90°		0.000000 m ²		Glare area at 76°		0.007949 m ²	
Coordinate system		CG		Symmetry Type		Double Symmetrical	
Date		17-07-2017		Maximum Gamma Angle		180	
Measurement Distance		0.00		Measurement Flux		10589.74 lm	


LED Flux=13475,65lm LED Power=103W Eff=79% EfcLed=131lm/W EfcLum=88lm/W Ra=90 SDCM=2 L90(20K)=118000h

C.I.E. 99 100 100 44 100
 F UTE --

D DIN 5040
 B NBN

C62
 BZ 1

2368mm x 40mm



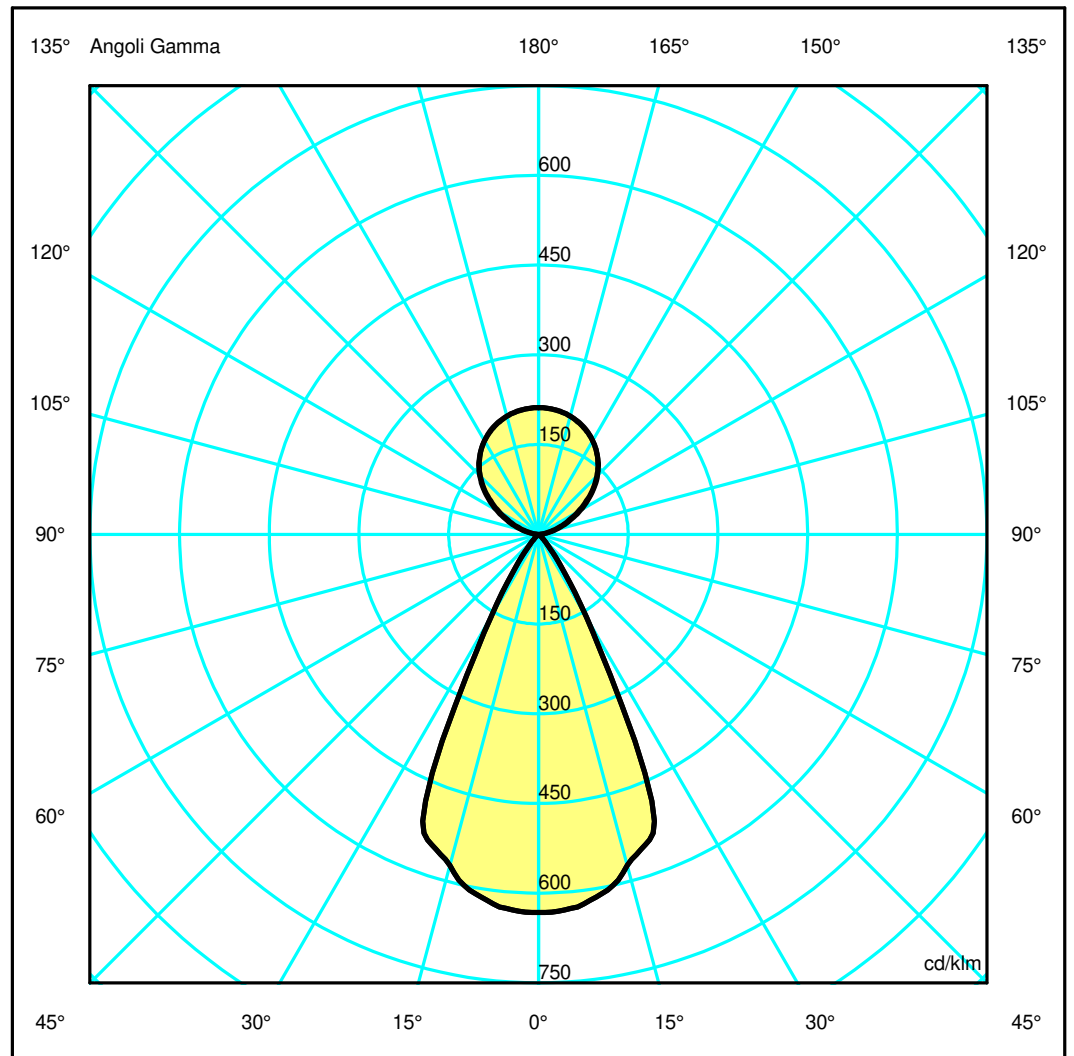
Semipiani C

180.0 — 0.0
 270.0 — 90.0

ULOR 55.83 %

DLOR 44.17 %

RN 55.83 %



Luminaire

Code BH11005+BH16304
 Name A.39 SHARP D+IND 2368 HB 54 300K DM SIL + COVER 6X4 OPT. HB BLACK

Measurem.

Code FTS1900268
 Name A.39 SHARP D+IND 2368 HB 54 300K DM SIL + COVER 6X4 OPT. HB BLACK

Luminaire Flux	10589.74 lm	Luminaire Power	120.00 W	Efficacy	88.25 lm/W	Efficiency	100.00%
Sources Flux	10589.74 lm	Maximum value	632.06 cd/klm	Position	C=0.00 G=0.00	CG	Double Symmetrical
Rectangular Luminaire		Length	2368 mm	Width	40 mm	Height	111 mm
Rectangular Luminous Area		Length	888 mm	Width	37 mm	Height	0 mm
Horizontal Luminous Area		0.032856 m ²		Emitting area on Plane 180°		0.000000 m ²	
Emitting area on Plane 0°		0.000000 m ²		Emitting area on Plane 270°		0.000000 m ²	
Emitting area on Plane 90°		0.000000 m ²		Glare area at 76°		0.007949 m ²	
Coordinate system		CG		Symmetry Type		Double Symmetrical	
Date		17-07-2017		Maximum Gamma Angle		180	
Measurement Distance		0.00		Measurement Flux		10589.74 lm	

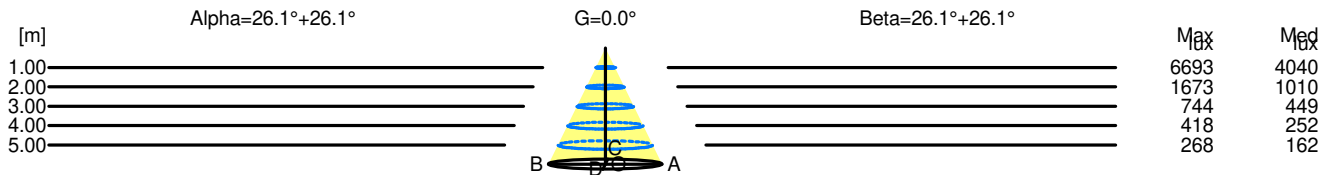
LED Flux=13475,65lm LED Power=103W Eff=79% EfcLed=131lm/W EfcLum=88lm/W Ra=90 SDCM=2 L90(20K)=118000h

C.I.E.	99	100	100	44	100	D DIN 5040	C62
F UTE	--					B NBN	BZ 1

Width at 50.00 % of Max Intensity

H[m]	1.00	2.00	3.00	4.00	5.00	H[m]	1.00	2.00	3.00	4.00	5.00
OA	0.49	0.98	1.47	1.96	2.44	OC	0.49	0.98	1.47	1.96	2.44
OB	0.49	0.98	1.47	1.96	2.44	OD	0.49	0.98	1.47	1.96	2.44

	Luminous Intensities [cd/klm]									
	0	5	15	25	35	45	55	65	75	85
OA	6693.37	6645.26	6067.57	4035.94	714.61	104.24	8.12	0.00	0.00	0.00
OB	6693.37	6645.26	6067.57	4035.94	714.61	104.24	8.12	0.00	0.00	0.00
OC	6693.37	6645.26	6067.57	4035.94	714.61	104.24	8.12	0.00	0.00	0.00
OD	6693.37	6645.26	6067.57	4035.94	714.61	104.24	8.12	0.00	0.00	0.00



H[m]	D[m]	Max lux	Med lux	Alpha=26.1°+26.1°	G=0.0
1.00	0.98	6693	4040		
2.00	1.96	1673	1010		
3.00	2.93	744	449		
4.00	3.91	418	252		
5.00	4.89	268	162		

H[m]	D[m]	Max lux	Med lux	Beta=26.1°+26.1°	G=0.0
1.00	0.98	6693	4040		
2.00	1.96	1673	1010		
3.00	2.93	744	449		
4.00	3.91	418	252		
5.00	4.89	268	162		