

Luminaire

Code BH10205+BH16304
 Name A.39 SHARP D+IND 2368 HB 17 300K DM SIL + COVER 6X4 OPT. HB BLACK

Measurem.

Code FTS1900256
 Name A.39 SHARP D+IND 2368 HB 17 300K DM SIL + COVER 6X4 OPT. HB BLACK

| | | | | | | | |
|----------------------------|-------------|-------------------------|----------------|-----------------------------|---------------|-------------------------|--------------------|
| Luminaire Flux | 10778.34 lm | Luminaire Power | 120.00 W | Efficacy | 89.82 lm/W | Efficiency | 100.00% |
| Sources Flux | 10778.34 lm | Maximum value | 2530.24 cd/klm | Position | C=0.00 G=0.00 | CG | Double Symmetrical |
| Rectangular Luminaire | | Length | 2368 mm | Width | 40 mm | Height | 111 mm |
| Rectangular Luminous Area | | Length | 888 mm | Width | 37 mm | Height | 0 mm |
| Horizontal Luminous Area | | 0.032856 m ² | | Emitting area on Plane 180° | | 0.000000 m ² | |
| Emitting area on Plane 0° | | 0.000000 m ² | | Emitting area on Plane 270° | | 0.000000 m ² | |
| Emitting area on Plane 90° | | 0.000000 m ² | | Glare area at 76° | | 0.007949 m ² | |
| Coordinate system | | CG | | Symmetry Type | | Double Symmetrical | |
| Date | | 21-02-2017 | | Maximum Gamma Angle | | 180 | |
| Measurement Distance | | 0.00 | | Measurement Flux | | 10778.34 lm | |


LED Flux=13475,65lm LED Power=103W Eff=80% EfcLed=131lm/W EfcLum=90lm/W Ra=90 SDCM=2 L90(20K)=118000h

C.I.E. 100 100 100 45 100
 F UTE --

D DIN 5040
 B NBN

C62
 BZ 1

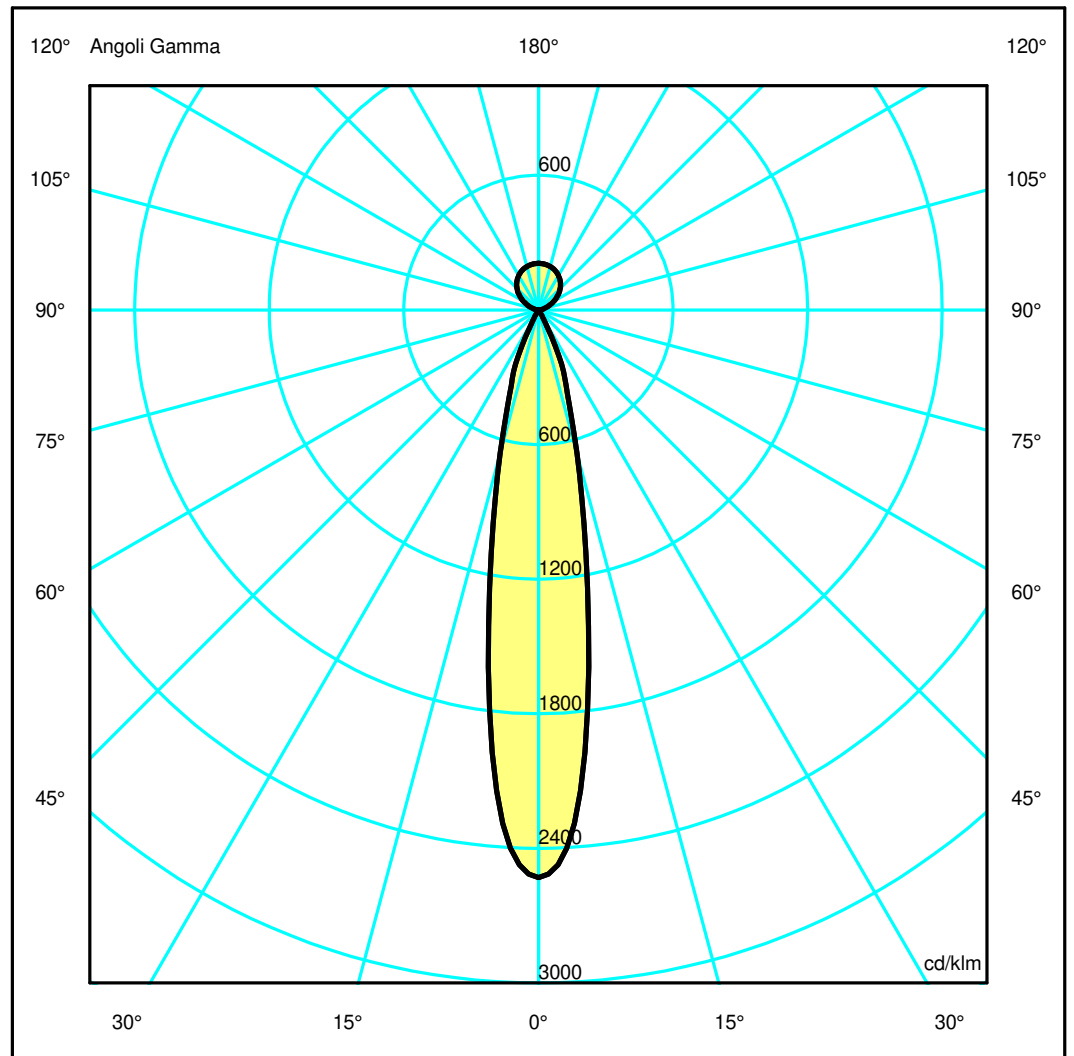
2368mm x 40mm



Semipiani C

180.0 — 0.0
 270.0 — 90.0

ULOR 54.85 %
 DLOR 45.15 %
 RN 54.85 %



Luminaire

Code BH10205+BH16304
Name A.39 SHARP D+IND 2368 HB 17 300K DM SIL + COVER 6X4 OPT. HB BLACK

Measurem.

Code FTS1900256
Name A.39 SHARP D+IND 2368 HB 17 300K DM SIL + COVER 6X4 OPT. HB BLACK

| | | | | | | | |
|----------------------------|-------------|-------------------------|----------------|-----------------------------|---------------|-------------------------|--------------------|
| Luminaire Flux | 10778.34 lm | Luminaire Power | 120.00 W | Efficacy | 89.82 lm/W | Efficiency | 100.00% |
| Sources Flux | 10778.34 lm | Maximum value | 2530.24 cd/klm | Position | C=0.00 G=0.00 | CG | Double Symmetrical |
| Rectangular Luminaire | | Length | 2368 mm | Width | 40 mm | Height | 111 mm |
| Rectangular Luminous Area | | Length | 888 mm | Width | 37 mm | Height | 0 mm |
| Horizontal Luminous Area | | 0.032856 m ² | | Emitting area on Plane 180° | | 0.000000 m ² | |
| Emitting area on Plane 0° | | 0.000000 m ² | | Emitting area on Plane 270° | | 0.000000 m ² | |
| Emitting area on Plane 90° | | 0.000000 m ² | | Glare area at 76° | | 0.007949 m ² | |
| Coordinate system | | CG | | Symmetry Type | | Double Symmetrical | |
| Date | | 21-02-2017 | | Maximum Gamma Angle | | 180 | |
| Measurement Distance | | 0.00 | | Measurement Flux | | 10778.34 lm | |

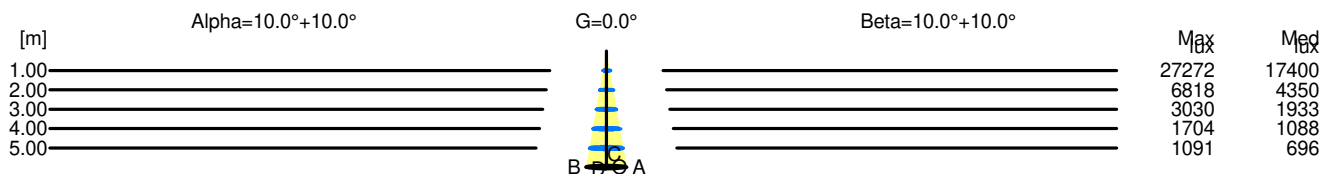
LED Flux=13475,65lm LED Power=103W Eff=80% EfcLed=131lm/W EfcLum=90lm/W Ra=90 SDCM=2 L90(20K)=118000h

| | | | |
|--------|--------------------|------------|------|
| C.I.E. | 100 100 100 45 100 | D DIN 5040 | C62 |
| F UTE | -- | B NBN | BZ 1 |

Width at 50.00 % of Max Intensity

| H[m] | 1.00 | 2.00 | 3.00 | 4.00 | 5.00 | H[m] | 1.00 | 2.00 | 3.00 | 4.00 | 5.00 |
|------|------|------|------|------|------|------|------|------|------|------|------|
| OA | 0.18 | 0.35 | 0.53 | 0.70 | 0.88 | OC | 0.18 | 0.35 | 0.53 | 0.70 | 0.88 |
| OB | 0.18 | 0.35 | 0.53 | 0.70 | 0.88 | OD | 0.18 | 0.35 | 0.53 | 0.70 | 0.88 |

| | | Luminous Intensities [cd/klm] | | | | | | | | | |
|----|----------|--------------------------------|---------|---------|--------|-------|------|------|------|------|------|
| | | 0 | 5 | 15 | 25 | 35 | 45 | 55 | 65 | 75 | 85 |
| OA | 27271.80 | 23190.20 | 7120.11 | 1904.61 | 112.77 | 23.85 | 3.00 | 0.00 | 0.00 | 0.00 | 0.00 |
| OB | 27271.80 | 23190.20 | 7120.11 | 1904.61 | 112.77 | 23.85 | 3.00 | 0.00 | 0.00 | 0.00 | 0.00 |
| OC | 27271.80 | 23190.20 | 7120.11 | 1904.61 | 112.77 | 23.85 | 3.00 | 0.00 | 0.00 | 0.00 | 0.00 |
| OD | 27271.80 | 23190.20 | 7120.11 | 1904.61 | 112.77 | 23.85 | 3.00 | 0.00 | 0.00 | 0.00 | 0.00 |



| H[m] | D[m] | Max lux | Med lux | Alpha=10.0°+10.0° | G=0.0 |
|------|------|---------|---------|-------------------|-------|
| 1.00 | 0.35 | 27272 | 17400 | | |
| 2.00 | 0.70 | 6818 | 4350 | | |
| 3.00 | 1.05 | 3030 | 1933 | | |
| 4.00 | 1.40 | 1704 | 1088 | | |
| 5.00 | 1.75 | 1091 | 696 | | |

| H[m] | D[m] | Max lux | Med lux | Beta=10.0°+10.0° | G=0.0 |
|------|------|---------|---------|------------------|-------|
| 1.00 | 0.35 | 27272 | 17400 | | |
| 2.00 | 0.70 | 6818 | 4350 | | |
| 3.00 | 1.05 | 3030 | 1933 | | |
| 4.00 | 1.40 | 1704 | 1088 | | |
| 5.00 | 1.75 | 1091 | 696 | | |