

Luminaire

Code M0569W83+M109800+M285207

Name CATA TIR BINARIO STABLE WHITE UNITA' OTTICA 3000K DIMM DALI-SWITCHDIM + OTTICA WIDE FLOOD + FILTRO SOFT

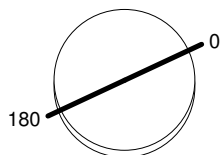
Measurerm.

Code FTS1503394

Name CATA TIR BINARIO STABLE WHITE UNITA' OTTICA 3000K DIMM DALI-SWITCHDIM + OTTICA WIDE FLOOD + FILTRO SOFT

Luminaire Flux	1374.88 lm	Luminaire Power	22.00 W	Efficacy	62.49 lm/W	Efficiency	100.00%
Lamps Flux	1374.88 lm	Maximum value	910.56 cd/klm	Position	C=0.00 G=0.00	CG	Rotosymmetrical
Round Luminaire Round Luminous Area	Diam. 130 mm Diam. 75 mm	Height	176 mm	Height	50 mm		
Horizontal Luminous Area Emitting area on Plane 0° Emitting area on Plane 90°	0.004418 m2 0.003750 m2 0.003750 m2	Emitting area on Plane 180° Emitting area on Plane 270° Glare area at 76°				0.003750 m2 0.003750 m2 0.004707 m2	
Coordinate system	CG	Symmetry Type				Rotosymmetrical	
Date	27-10-2015	Maximum Gamma Angle				180	
Measurement Distance	0.00	Measurement Flux				1374.88 lm	
LED Flux=1811,5lm LED Power=17,5W Eff=76% EfcLed=104lm/W EfcLum=62lm/W Ra=90 SDCM=2 L70(6K)=36000h							
C.I.E.	76 94 99 100 100	D DIN 5040		A60			
F UTE	1.00 B	B NBN		BZ 1 / 4 / BZ 2			

Diam=130mm



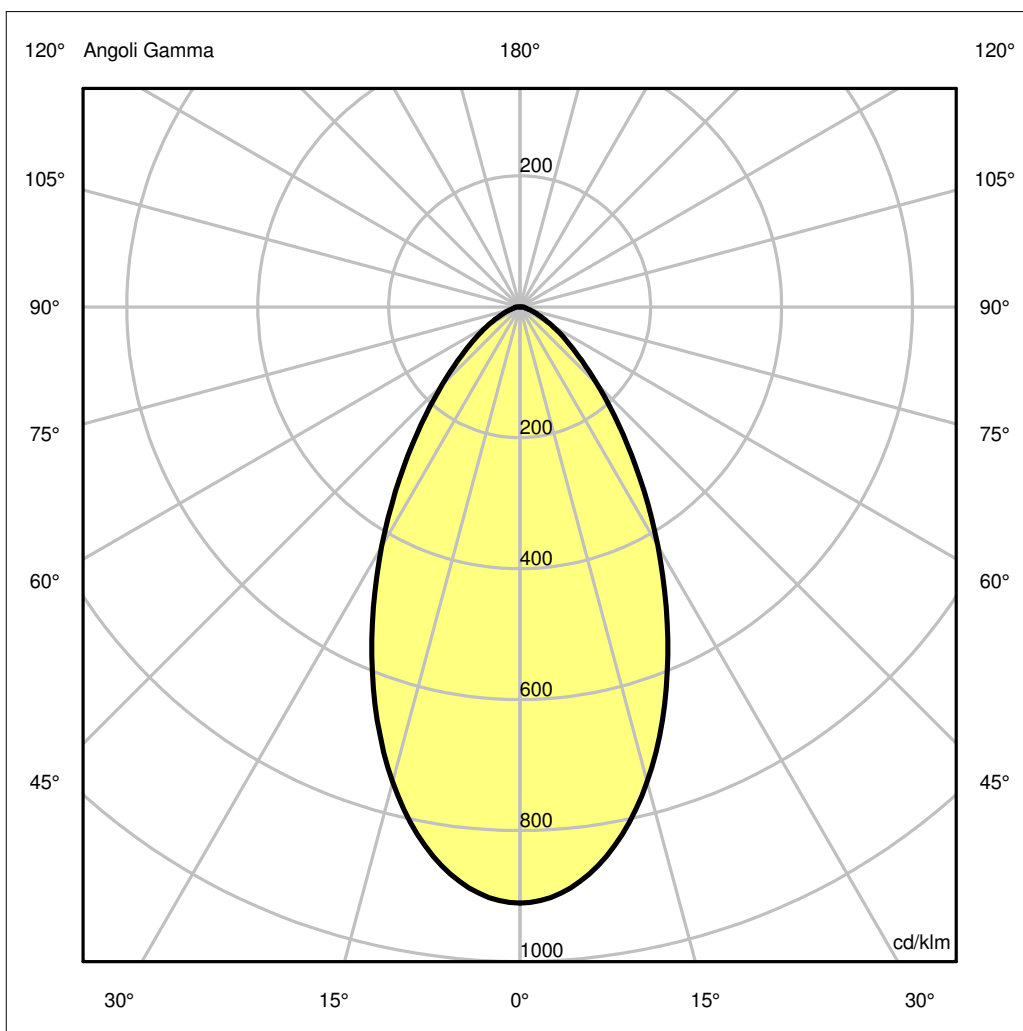
Semipiani C

180.0 ——— 0.0

ULOR 0.07 %

DLOR 99.93 %

RN 0.07 %



Luminaire

Code M0569W83+M109800+M285207

Name CATA TIR BINARIO STABLE WHITE UNITA' OTTICA 3000K DIMM DALI-SWITCHDIM + OTTICA WIDE FLOOD + FILTRO SOFT

Measur.

Code FTS1503394

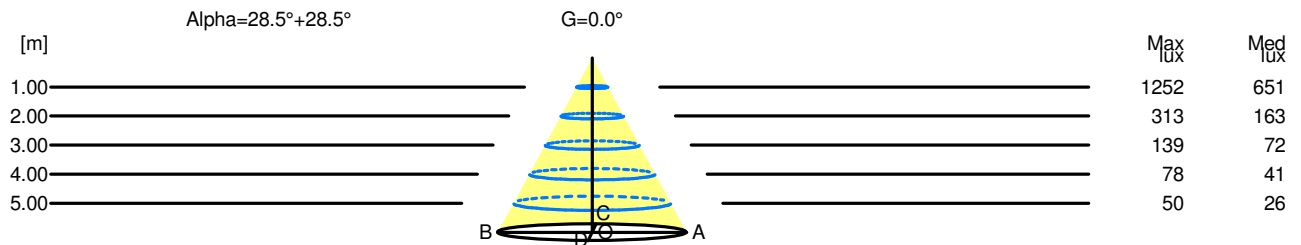
Name CATA TIR BINARIO STABLE WHITE UNITA' OTTICA 3000K DIMM DALI-SWITCHDIM + OTTICA WIDE FLOOD + FILTRO SOFT

Luminaire Flux	1374.88 lm	Luminaire Power	22.00 W	Efficacy	62.49 lm/W	Efficiency	100.00%
Lamps Flux	1374.88 lm	Maximum value	910.56 cd/klm	Position	C=0.00 G=0.00	CG	Rotosymmetrical
Round Luminaire		Diam.	130 mm	Height	176 mm		
Round Luminous Area		Diam.	75 mm	Height	50 mm		
Horizontal Luminous Area	0.004418 m2			Emitting area on Plane 180°	0.003750 m2		
Emitting area on Plane 0°	0.003750 m2			Emitting area on Plane 270°	0.003750 m2		
Emitting area on Plane 90°	0.003750 m2			Glare area at 76°	0.004707 m2		
Coordinate system	CG			Symmetry Type	Rotosymmetrical		
Date	27-10-2015			Maximum Gamma Angle	180		
Measurement Distance	0.00			Measurement Flux	1374.88 lm		
LED Flux=1811,5lm LED Power=17,5W Eff=76% EfcLed=104lm/W EfcLum=62lm/W Ra=90 SDCM=2 L70(6K)=36000h							
C.I.E.	76 94 99 100 100			D DIN 5040	A60		
F UTE	1.00 B			B NBN	BZ 1 / 4 / BZ 2		

Width at 50.00 % of Max Intensity

H[m]	1.00	2.00	3.00	4.00	5.00	H[m]	1.00	2.00	3.00	4.00	5.00
OA	0.54	1.08	1.63	2.17	2.71	OC	0.54	1.08	1.63	2.17	2.71
OB	0.54	1.08	1.63	2.17	2.71	OD	0.54	1.08	1.63	2.17	2.71

	Luminous Intensities [cd/klm]									
	0	5	15	25	35	45	55	65	75	85
OA	1251.91	1224.57	1032.60	732.86	440.38	230.19	112.41	49.63	18.26	9.42
OB	1251.91	1224.57	1032.60	732.86	440.38	230.19	112.41	49.63	18.26	9.42
OC	1251.91	1224.57	1032.60	732.86	440.38	230.19	112.41	49.63	18.26	9.42
OD	1251.91	1224.57	1032.60	732.86	440.38	230.19	112.41	49.63	18.26	9.42



H[m]	D[m]	Max lux	Med lux	Alpha=28.5°+28.5°	G=0.0
1.00	1.08	1252	651		
2.00	2.17	313	163		
3.00	3.25	139	72		
4.00	4.34	78	41		
5.00	5.42	50	26		