

Luminaire

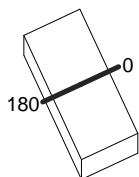
Code T418039W10
Name CEFISO 14 34° 3000K 22W grigio antracite

Measurerm.

Code FTS1400046
Name CEFISO 14 34° 3000K 22W grigio antracite

Efficiency	100.00%	Coordinate system	CG	Total Flux	764.43 lm
Maximum value	2548.36 cd/klm	Position	C=0.00 G=1.00	Rotosymmetrical	
Rectangular Luminaire	Length 310 mm	Width	140 mm	Height	40 mm
Rectangular Luminous Area	Length 100 mm	Width	100 mm	Height	0 mm
Horizontal Luminous Area	0.010000 m2	Emitting area on Plane 180°		0.000000 m2	
Emitting area on Plane 0°	0.000000 m2	Emitting area on Plane 270°		0.000000 m2	
Emitting area on Plane 90°	0.000000 m2	Glare area at 76°		0.002419 m2	
Date	07-01-2014	Maximum Gamma Angle		180	
Measurement Distance	0.00	Measurement Flux		764.43 lm	
LED Flux=1091 lm - LED Power=20.0 W - Eff=70 % - EfcLED=55 lm/W - EfcLum=35 lm/W Ra=80 Typ - SDCM=4 - Life=L70(10K)>60500 ore					
C.I.E.	96 99 100 100 100	D DIN 5040	A60		
F UTE	1.00 A	B NBN	BZ 1		

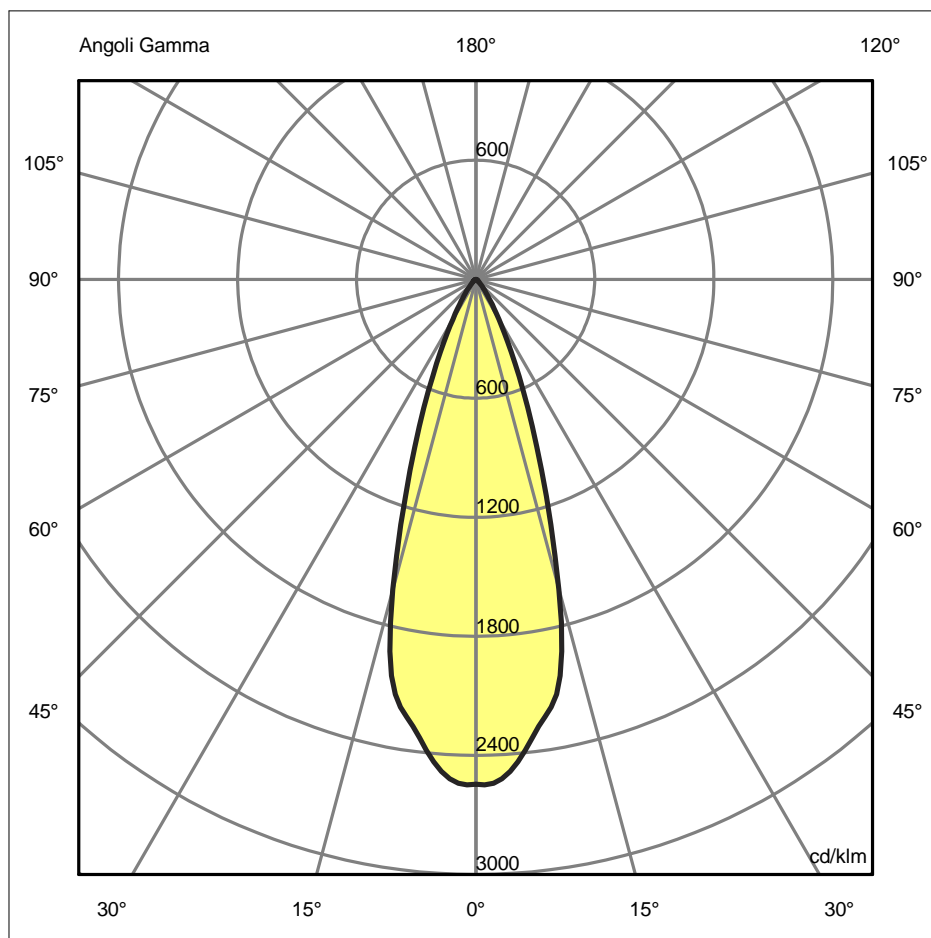
310mm x 140mm



Semipiani C

180.0 ——— 0.0

ULOR 0.00 %
DLOR 100.00 %
RN 0.00 %



Luminaire

Code T418039W10
Name CEFISO 14 34° 3000K 22W grigio antracite

Measurerm.

Code FTS1400046
Name CEFISO 14 34° 3000K 22W grigio antracite

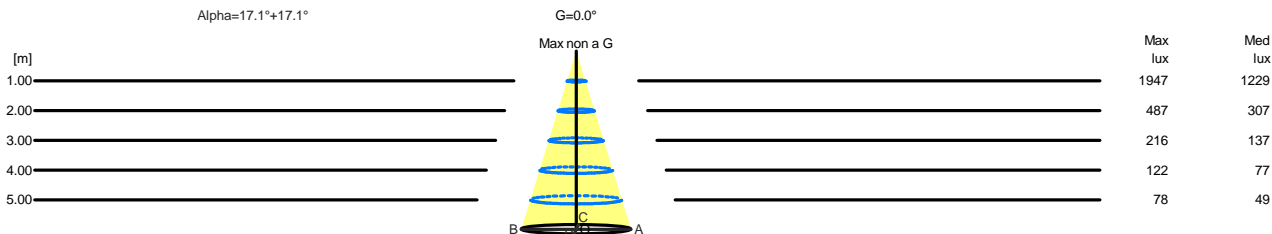
Efficiency	100.00%	Coordinate system	CG	Total Flux	764.43 lm	
Maximum value	2548.36 cd/klm	Position	C=0.00 G=1.00	Rotosymmetrical		
Rectangular Luminaire	Length	310 mm	Width	140 mm	Height	40 mm
Rectangular Luminous Area	Length	100 mm	Width	100 mm	Height	0 mm
Horizontal Luminous Area	0.010000 m2	Emitting area on Plane 180°		0.000000 m2		
Emitting area on Plane 0°	0.000000 m2	Emitting area on Plane 270°		0.000000 m2		
Emitting area on Plane 90°	0.000000 m2	Glare area at 76°		0.002419 m2		
Date	07-01-2014	Maximum Gamma Angle	180			
Measurement Distance	0.00	Measurement Flux	764.43 lm			
LED Flux=1091 lm - LED Power=20.0 W - Eff=70 % - EfcLED=55 lm/W - EfcLum=35 lm/W Ra=80 Typ - SDCM=4 - Life=L70(10K)>60500 ore						
C.I.E.	96 99 100 100 100	D DIN 5040	A60			
F UTE	1.00 A	B NBN	BZ 1			

Width at 50.00 % of Max Intensity

H[m]	1.00	2.00	3.00	4.00	5.00	H[m]	1.00	2.00	3.00	4.00	5.00
OA	0.31	0.62	0.92	1.23	1.54	OC	0.31	0.62	0.92	1.23	1.54
OB	0.31	0.62	0.92	1.23	1.54	OD	0.31	0.62	0.92	1.23	1.54

Luminous Intensities [cd/klm]

	0	5	15	25	35	45	55	65	75	85
OA	1945.35	1865.58	1237.33	356.73	87.41	24.30	9.82	4.49	1.93	0.18
OB	1945.35	1865.58	1237.33	356.73	87.41	24.30	9.82	4.49	1.93	0.18
OC	1945.35	1865.58	1237.33	356.73	87.41	24.30	9.82	4.49	1.93	0.18
OD	1945.35	1865.58	1237.33	356.73	87.41	24.30	9.82	4.49	1.93	0.18



H[m]	D[m]	Max lux	Med lux	Alpha=17.1°+17.1°	G=0.0 Max non a G
1.00	0.62	1947	1229		
2.00	1.23	487	307		
3.00	1.85	216	137		
4.00	2.47	122	77		
5.00	3.08	78	49		