

Luminaire

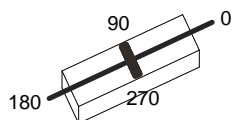
Code T082400
Name CHILONE PARETE 16W 3000K grigio bianco

Measur.

Code FDS0000907
Name CHILONE PARETE 16W 3000K grigio bianco

Efficiency	100.00%	Coordinate system	CG	Total Flux	515.06 lm
Maximum value	660.92 cd/klm	Position	C=55.00 G=179.00	Double Symmetrical	
Rectangular Luminaire	Length 50 mm	Width	170 mm	Height	200 mm
Rectangular Luminous Area	Length 50 mm	Width	170 mm	Height	0 mm
Horizontal Luminous Area	0.008500 m2	Emitting area on Plane 180°	0.000000 m2		
Emitting area on Plane 0°	0.000000 m2	Emitting area on Plane 270°	0.000000 m2		
Emitting area on Plane 90°	0.000000 m2	Glare area at 76°	0.002056 m2		
Date	16-12-2013	Maximum Gamma Angle	180		
Measurement Distance	0.00	Measurement Flux	515.06 lm		
Imax=660 cd/Klm - LED Flux=660 lm - LED Power=14.0 W - Eff=78 % - EfcLED=47 lm/W - EfcLum=32 lm/W Ra=80 Typ - SDCM=7 - Life=L70(10K)>35500 ore					
C.I.E.	0 0 0 0 100	D DIN 5040	--		
F UTE	1.00 T	B NBN	--		

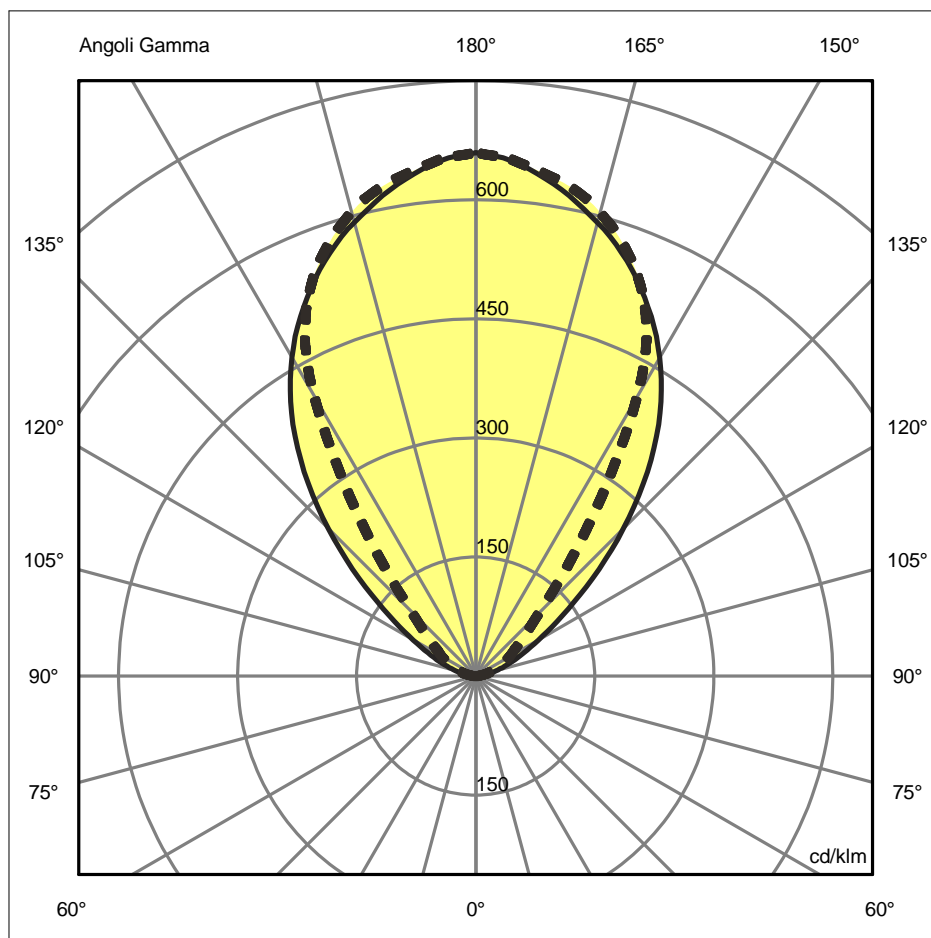
50mm x 170mm



Semipiani C

180.0 ——— 0.0
270.0 - - - - - 90.0

ULOR 100.00 %
DLOR 0.00 %
RN 100.00 %



Luminaire

Code T082400
Name CHILONE PARETE 16W 3000K grigio bianco

Measurerm.

Code FDS0000907
Name CHILONE PARETE 16W 3000K grigio bianco

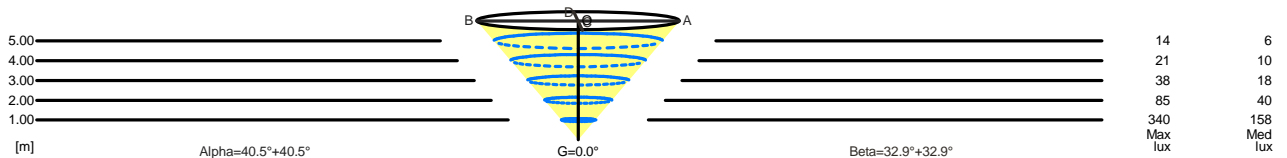
Efficiency	100.00%	Coordinate system	CG	Total Flux	515.06 lm	
Maximum value	660.92 cd/klm	Position	C=55.00 G=179.00	Double Symmetrical		
Rectangular Luminaire	Length	50 mm	Width	170 mm	Height	200 mm
Rectangular Luminous Area	Length	50 mm	Width	170 mm	Height	0 mm
Horizontal Luminous Area	0.008500 m2	Emitting area on Plane 180°		0.000000 m2		
Emitting area on Plane 0°	0.000000 m2	Emitting area on Plane 270°		0.000000 m2		
Emitting area on Plane 90°	0.000000 m2	Glare area at 76°		0.002056 m2		
Date	16-12-2013	Maximum Gamma Angle	180			
Measurement Distance	0.00	Measurement Flux	515.06 lm			
Imax=660 cd/Klm - LED Flux=660 lm - LED Power=14.0 W - Effic=78 % - EfficLED=47 lm/W - EfficLum=32 lm/W Ra=80 Typ - SDCM=7 - Life=L70(10K)>35500 ore						
C.I.E.	0 0 0 0 100	D DIN 5040	--			
F UTE	1.00 T	B NBN	--			

Width at 50.00 % of Max Intensity

H[m]	1.00	2.00	3.00	4.00	5.00	H[m]	1.00	2.00	3.00	4.00	5.00
OA	0.85	1.71	2.56	3.41	4.26	OC	0.65	1.29	1.94	2.58	3.23
OB	0.85	1.71	2.56	3.41	4.26	OD	0.65	1.29	1.94	2.58	3.23

Luminous Intensities [cd/klm]

	0	5	15	25	35	45	55	65	75	85
OA	339.65	333.22	304.82	264.32	208.50	135.39	68.85	32.14	13.43	2.14
OB	339.65	333.22	304.82	264.32	208.50	135.39	68.85	32.14	13.43	2.14
OC	339.65	334.03	311.63	260.75	142.76	58.93	32.07	19.89	9.24	1.38
OD	339.65	334.03	311.63	260.75	142.76	58.93	32.07	19.89	9.24	1.38



5.00	8.53	14	6	
4.00	6.82	21	10	
3.00	5.12	38	18	
2.00	3.41	85	40	
1.00	1.71	340	158	
H[m]	D[m]	Max lux	Med lux	

5.00	6.46	14	6	
4.00	5.17	21	10	
3.00	3.88	38	18	
2.00	2.58	85	40	
1.00	1.29	340	158	
H[m]	D[m]	Max lux	Med lux	