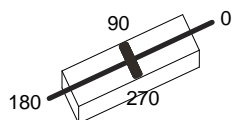


Luminaire

Code T082310
 Name CHILONE UP 16W 3000K ruggine
Measur.
 Code FDS0000904
 Name CHILONE UP 16W 3000K ruggine

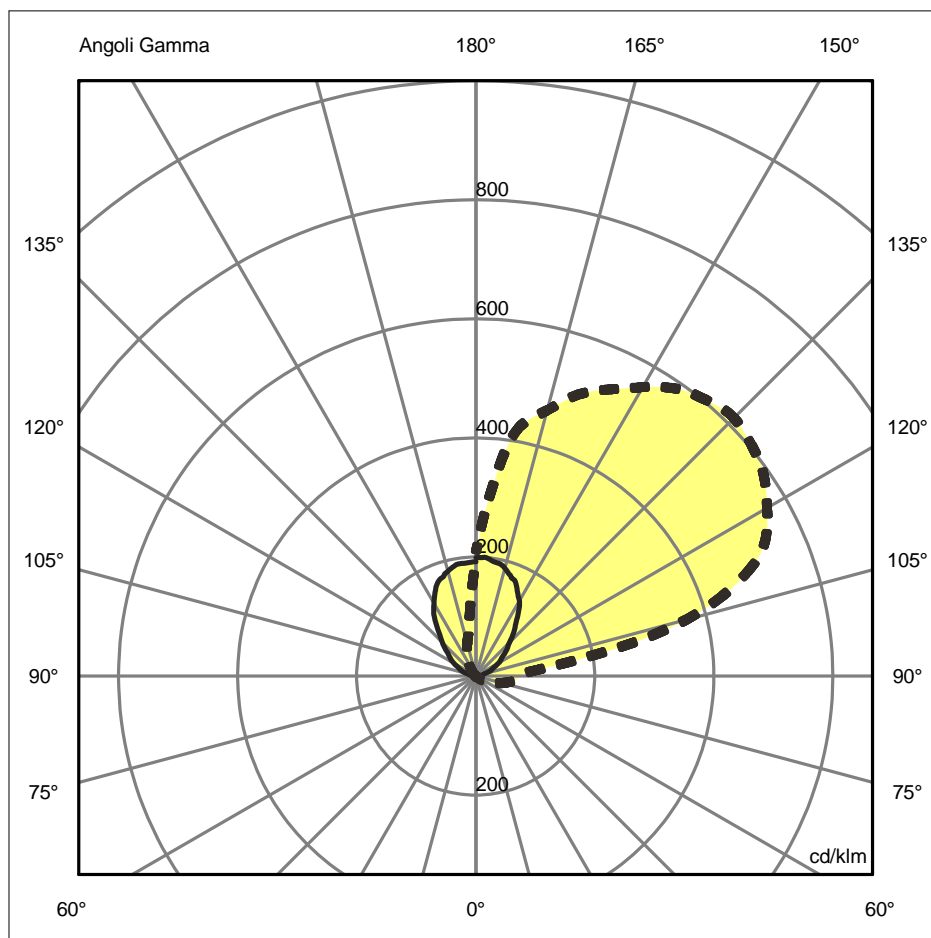
Efficiency	100.00%	Coordinate system	CG	Total Flux	515.00 lm	
Maximum value	614.27 cd/klm	Position	C=85.00 G=134.00	Asymmetrical		
Rectangular Luminaire Rectangular Luminous Area	Length Length	50 mm 50 mm	Width Width	170 mm 170 mm	Height Height	200 mm 0 mm
Horizontal Luminous Area Emitting area on Plane 0° Emitting area on Plane 90°	0.008500 m2 0.000000 m2 0.000000 m2		Emitting area on Plane 180° Emitting area on Plane 270° Glare area at 76°	0.000000 m2 0.000000 m2 0.002056 m2		
Date Measurement Distance	17-12-2013 0.00	Maximum Gamma Angle Measurement Flux	180 515.00 lm			
Imax=604 cd/Klm - LED Flux=660 lm - LED Power=14.0 W - Eff=78 % - EfcLED=47 lm/W - EfcLum=32 lm/W Ra=80 Typ - SDCM=7 - Life=L70(10K)>35500 ore						
C.I.E. F UTE	3 8 36 4 100 --	D DIN 5040 B NBN	-- BZ 10			

50mm x 170mm



Semipiani C
 180.0 ——— 0.0
 270.0 - - - - - 90.0

ULOR 95.89 %
 DLOR 4.11 %
 RN 95.89 %



Luminaire

Code T082310
Name CHILONE UP 16W 3000K ruggine

Measurerm.

Code FDS0000904
Name CHILONE UP 16W 3000K ruggine

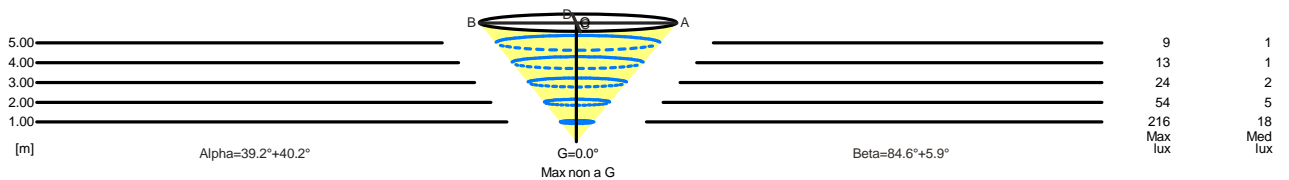
Efficiency	100.00%	Coordinate system	CG	Total Flux	515.00 lm	
Maximum value	614.27 cd/klm	Position	C=85.00 G=134.00	Asymmetrical		
Rectangular Luminaire	Length	50 mm	Width	170 mm	Height	200 mm
Rectangular Luminous Area	Length	50 mm	Width	170 mm	Height	0 mm
Horizontal Luminous Area	0.008500 m2	Emitting area on Plane 180°		0.000000 m2		
Emitting area on Plane 0°	0.000000 m2	Emitting area on Plane 270°		0.000000 m2		
Emitting area on Plane 90°	0.000000 m2	Glare area at 76°		0.002056 m2		
Date	17-12-2013	Maximum Gamma Angle	180			
Measurement Distance	0.00	Measurement Flux	515.00 lm			
Imax=604 cd/Klm - LED Flux=660 lm - LED Power=14.0 W - Effic=78 % - EfficLED=47 lm/W - EfficLum=32 lm/W Ra=80 Typ - SDCM=7 - Life=L70(10K)>35500 ore						
C.I.E.	3 8 36 4 100	D DIN 5040	--			
F UTE	--	B NBN	BZ 10			

Width at 50.00 % of Max Intensity

H[m]	1.00	2.00	3.00	4.00	5.00	H[m]	1.00	2.00	3.00	4.00	5.00
OA	0.85	1.69	2.54	3.38	4.23	OC	10.60	21.21	31.81	42.42	53.02
OB	0.82	1.63	2.45	3.26	4.08	OD	0.10	0.21	0.31	0.42	0.52

Luminous Intensities [cd/klm]

	0	5	15	25	35	45	55	65	75	85
OA	102.74	102.95	96.79	84.15	62.75	41.19	27.14	16.71	7.17	1.41
OB	98.90	98.16	93.97	82.64	62.63	41.17	26.80	16.09	6.91	1.21
OC	107.11	163.43	237.79	273.58	303.37	315.85	304.16	276.31	189.10	49.17
OD	98.85	57.16	28.85	18.23	6.77	0.15	0.00	0.00	0.00	0.53



5.00	8.31	9	1		
4.00	6.64	13	1		
3.00	4.98	24	2		
2.00	3.32	54	5		
1.00	1.66	216	18		
H[m]	D[m]	Max lux	Med lux	Alpha=39.2°+40.2°	Max non a G G=0.0

5.00	53.55	9	1		
4.00	42.84	13	1		
3.00	32.13	24	2		
2.00	21.42	54	5		
1.00	10.71	216	18		
H[m]	D[m]	Max lux	Med lux	Beta=5.9°+84.6°	Max non a G G=0.0