

## Luminaire

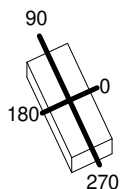
Code M036326  
Name Chocolate Terra LED Diretta + Indiretta 4000K 1 desk Interactive Dali - bianco

## Measurement

Code FTS1400221  
Name Chocolate Terra LED Diretta + Indiretta 4000K 1 desk Interactive Dali - bianco

Luminaire Flux	6823 lm	Luminaire Power	62.0 W	Efficacy	110.048 lm/W	Efficiency	100.00%
Source Flux	6823 lm	Maximum value	500.74 cd/klm	Position	C=115.00 G=39.00	CG	Asymmetrical
Rectangular Luminaire		Length	590 mm	Width	250 mm	Height	50 mm
Rectangular Luminous Area		Length	590 mm	Width	100 mm	Height	10 mm
Horizontal Luminous Area		0.059000 m <sup>2</sup>		Emitting area on Plane 180°		0.005900 m <sup>2</sup>	
Emitting area on Plane 0°		0.005900 m <sup>2</sup>		Emitting area on Plane 270°		0.001000 m <sup>2</sup>	
Emitting area on Plane 90°		0.001000 m <sup>2</sup>		Glare area at 76°		0.019998 m <sup>2</sup>	
Coordinate system		CG		Symmetry Type		Asymmetrical	
Date		05-03-2014		Maximum Gamma Angle		180	
Measurement Distance		0.00		Measurement Flux		6823 lm	
LED Flux=7958lm LED Power=56W Eff=86% EfcLed=142lm/W EfcLum=110lm/W CCT=4000K Ra=80 SDCM=3 L70(6K)=36300							
C.I.E.	81 99 100 30 100			D DIN 5040		D62	
F UTE	0.30 B + 0.70 T			B NBN		BZ 1	

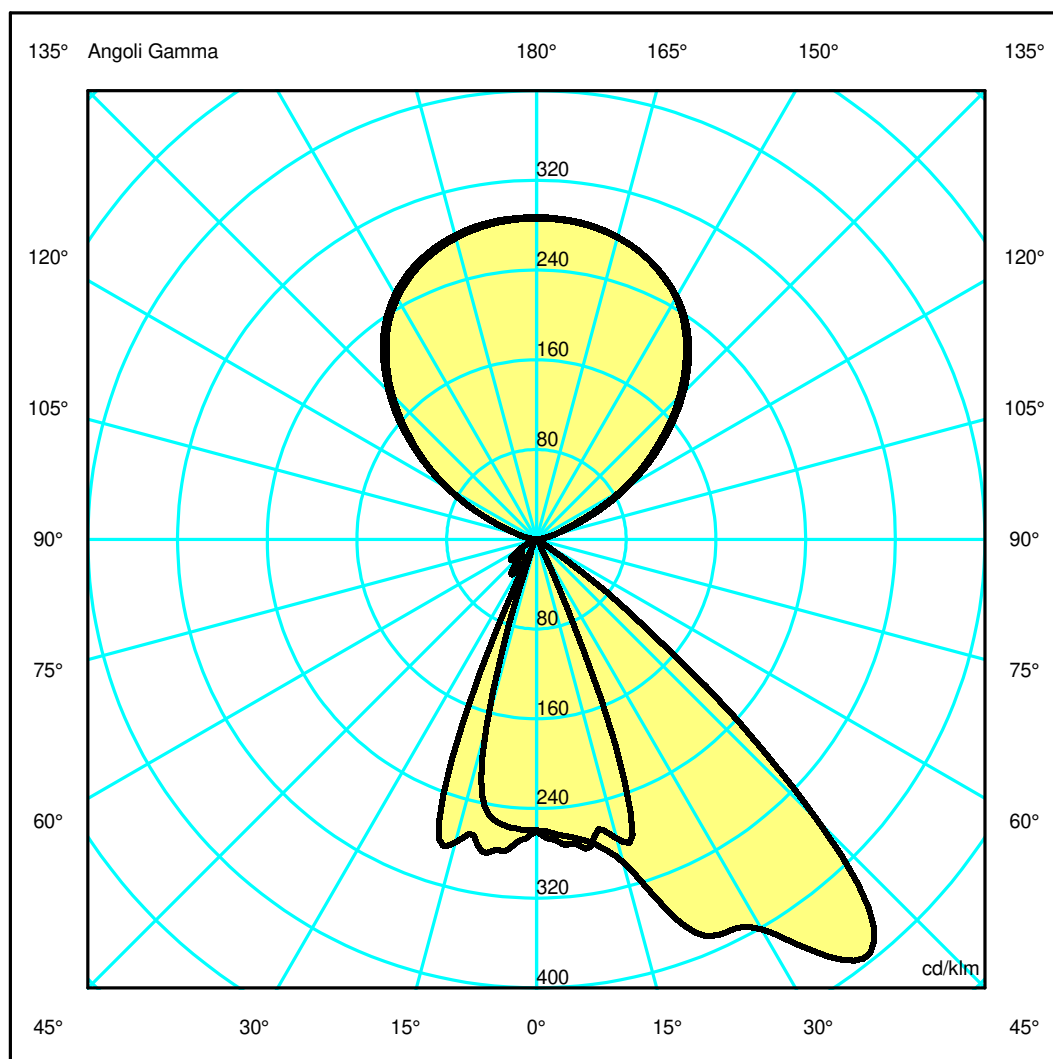
590mm x 250mm



Semipiani C

180.0 ——— 0.0  
270.0 ——— 90.0

ULOR 70.04 %  
DLOR 29.96 %  
RN 70.04 %



## Luminaire

Code M036326  
Name Chocolate Terra LED Diretta + Indiretta 4000K 1 desk Interactive Dali - bianco

## Measurem.

Code FTS1400221  
Name Chocolate Terra LED Diretta + Indiretta 4000K 1 desk Interactive Dali - bianco

Luminaire Flux	6823 lm	Luminaire Power	62.0 W	Efficacy	110.048 lm/W	Efficiency	100.00%
Source Flux	6823 lm	Maximum value	500.74 cd/klm	Position	C=115.00 G=39.00	CG	Asymmetrical
Rectangular Luminaire		Length	590 mm	Width	250 mm	Height	50 mm
Rectangular Luminous Area		Length	590 mm	Width	100 mm	Height	10 mm
Horizontal Luminous Area		0.059000 m2		Emitting area on Plane 180°		0.005900 m2	
Emitting area on Plane 0°		0.005900 m2		Emitting area on Plane 270°		0.001000 m2	
Emitting area on Plane 90°		0.001000 m2		Glare area at 76°		0.019998 m2	
Coordinate system		CG		Symmetry Type		Asymmetrical	
Date		05-03-2014		Maximum Gamma Angle		180	
Measurement Distance		0.00		Measurement Flux		6823 lm	

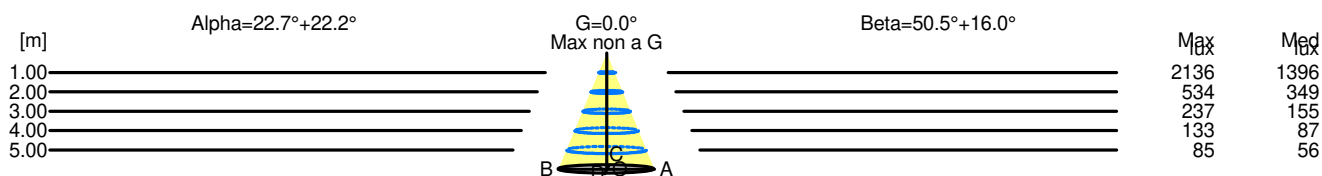
LED Flux=7958lm LED Power=56W Eff=86% EfcLed=142lm/W EfcLum=110lm/W CCT=4000K Ra=80 SDCM=3 L70(6K)=36300

C.I.E.	81 99 100 30 100	D DIN 5040	D62
F UTE	0.30 B + 0.70 T	B NBN	BZ 1

Width at 50.00 % of Max Intensity

H[m]	1.00	2.00	3.00	4.00	5.00	H[m]	1.00	2.00	3.00	4.00	5.00
OA	0.41	0.82	1.23	1.64	2.04	OC	1.21	2.42	3.64	4.85	6.06
OB	0.42	0.83	1.25	1.67	2.09	OD	0.29	0.57	0.86	1.15	1.43

	Luminous Intensities [ cd/klm]									
	0	5	15	25	35	45	55	65	75	85
OA	1778.60	1863.42	1883.82	290.05	38.56	23.25	17.01	12.76	8.79	5.39
OB	1778.60	1890.57	1907.36	334.29	37.43	23.82	19.56	16.45	15.03	11.62
OC	1769.26	1808.97	2032.90	2651.02	3099.03	2418.55	201.31	34.02	14.18	0.00
OD	1769.26	1760.73	1185.19	102.08	260.85	124.76	178.62	14.18	0.00	0.00



H[m]	D[m]	Max lux	Med lux	Alpha=22.7°+22.2°	G=0.0° Max non a G
1.00	0.83	2136	1396		
2.00	1.65	534	349		
3.00	2.48	237	155		
4.00	3.30	133	87		
5.00	4.13	85	56		

H[m]	D[m]	Max lux	Med lux	Beta=16.0°+50.5°	G=0.0° Max non a G
1.00	1.50	2136	1396		
2.00	3.00	534	349		
3.00	4.49	237	155		
4.00	5.99	133	87		
5.00	7.49	85	56		