

Luminaire

Code 1471W10A
Name DROPLET MINI PAR/PLAF LED DIM 2700K

Measurerm.

Code FTS1700045
Name DROPLET MINI PAR/PLAF LED DIM 2700K

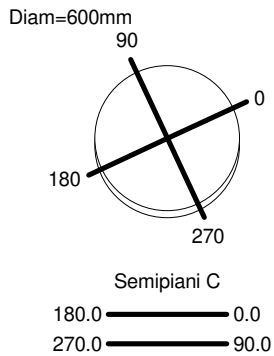
Luminaire Flux	1168.00 lm	Luminaire Power	29.00 W	Efficacy	40.28 lm/W	Efficiency	100.00%
Sources Flux	1168.00 lm	Maximum value	358.18 cd/klm	Position	C=330.00 G=130.00	CG	Asymmetrical
Round Luminaire		Diam.	600 mm	Height	340 mm		
Round Luminous Area		Diam.	600 mm	Height	0 mm		
Horizontal Luminous Area			0.282743 m ²	Emitting area on Plane 180°			0.000000 m ²
Emitting area on Plane 0°			0.000000 m ²	Emitting area on Plane 270°			0.000000 m ²
Emitting area on Plane 90°			0.000000 m ²	Glare area at 76°			0.068402 m ²
Coordinate system		CG		Symmetry Type		Asymmetrical	
Date		05-01-2011		Maximum Gamma Angle		180	
Measurement Distance		0.00		Measurement Flux		1168.00 lm	

LED Flux=2681,27lm LED Power=25W Eff=43,57% EfcLed=107lm/W EfcLum=40lm/W Ra=90 SDCM=2 L70(6K)=50000

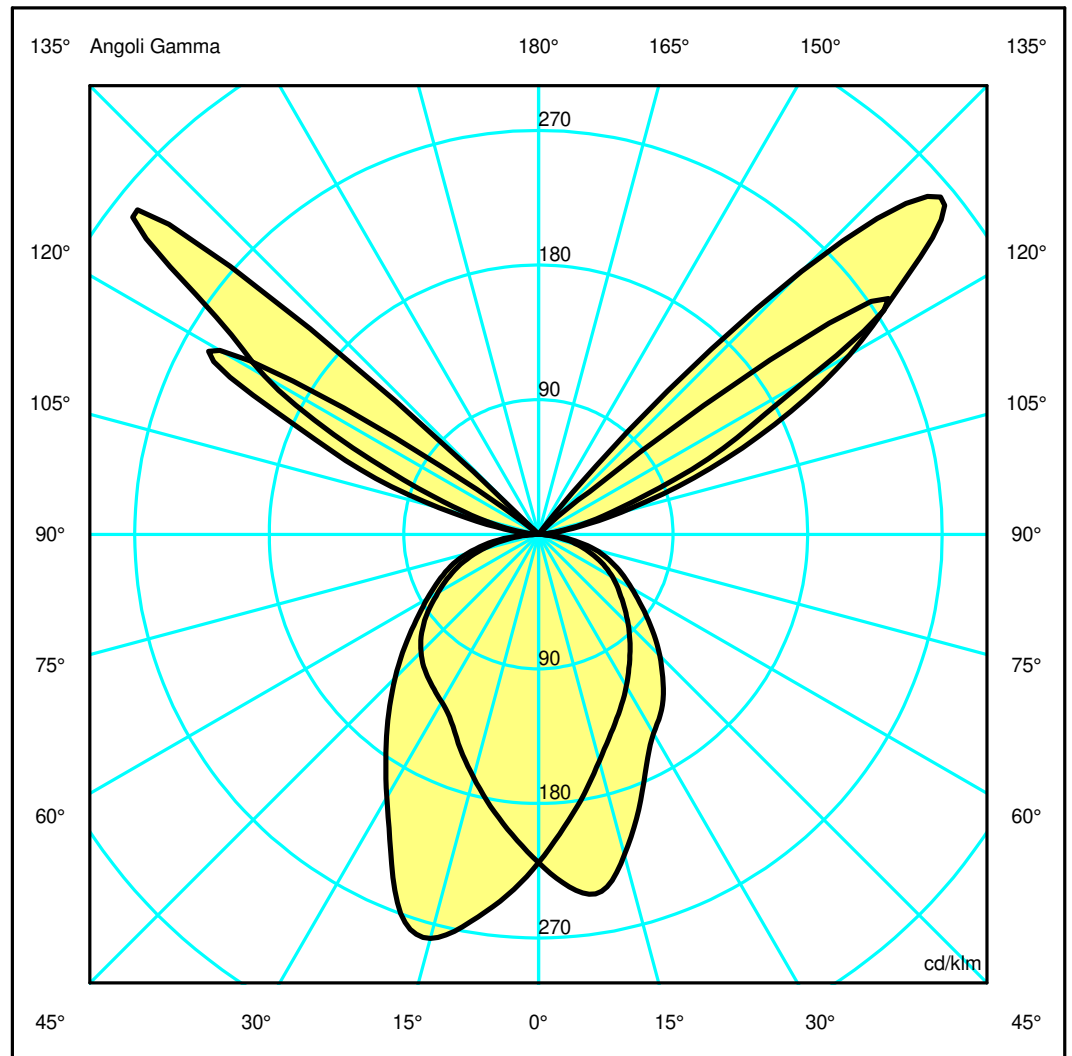
C.I.E. 49 78 95 51 100
F UTE 0.51 E + 0.49 T

D DIN 5040
B NBN

C31
BZ 4



ULOR 49.42 %
DLOR 50.58 %
RN 49.42 %



Luminaire

Code 1471W10A
Name DROPLET MINI PAR/PLAF LED DIM 2700K

Measurerm.

Code FTS1700045
Name DROPLET MINI PAR/PLAF LED DIM 2700K

Luminaire Flux	1168.00 lm	Luminaire Power	29.00 W	Efficacy	40.28 lm/W	Efficiency	100.00%
Sources Flux	1168.00 lm	Maximum value	358.18 cd/klm	Position	C=330.00 G=130.00	CG	Asymmetrical
Round Luminaire		Diam.	600 mm	Height	340 mm		
Round Luminous Area		Diam.	600 mm	Height	0 mm		
Horizontal Luminous Area			0.282743 m2	Emitting area on Plane 180°			0.000000 m2
Emitting area on Plane 0°			0.000000 m2	Emitting area on Plane 270°			0.000000 m2
Emitting area on Plane 90°			0.000000 m2	Glare area at 76°			0.068402 m2
Coordinate system		CG		Symmetry Type		Asymmetrical	
Date		05-01-2011		Maximum Gamma Angle		180	
Measurement Distance		0.00		Measurement Flux		1168.00 lm	

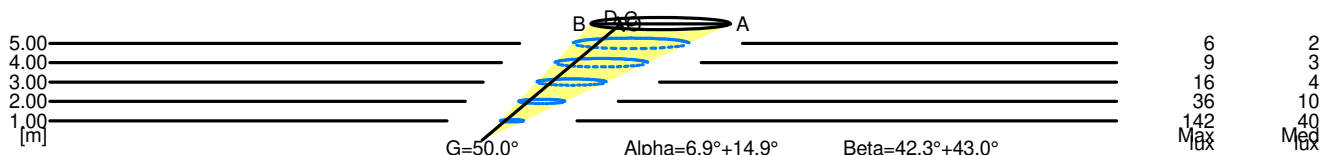
LED Flux=2681,27lm LED Power=25W Eff=43,57% EfcLed=107lm/W EfcLum=40lm/W Ra=90 SDCM=2 L70(6K)=50000

C.I.E.	49 78 95 51 100	D DIN 5040	C31
F UTE	0.51 E + 0.49 T	B NBN	BZ 4

Width at 50.00 % of Max Intensity

H[m]	1.00	2.00	3.00	4.00	5.00	H[m]	1.00	2.00	3.00	4.00	5.00
OA	0.94	1.89	2.83	3.78	4.72	OC	1.41	2.83	4.24	5.66	7.07
OB	0.25	0.51	0.76	1.02	1.27	OD	1.45	2.90	4.34	5.79	7.24

	Luminous Intensities [cd/klm]									
	0	5	15	25	35	45	55	65	75	85
OA	0.00	0.00	0.24	0.24	0.50	290.64	351.41	203.60	66.71	6.19
OB	0.00	0.00	0.00	0.00	0.00	0.00	93.00	225.43	80.35	8.68
OC	0.00	0.00	0.24	0.24	0.00	0.00	317.18	159.21	46.62	4.71
OD	0.00	0.00	0.24	0.00	0.00	7.69	326.61	159.95	48.11	4.71



5.00	5.99	6	2	
4.00	4.80	9	3	
3.00	3.60	16	4	
2.00	2.40	36	10	
1.00	1.20	142	40	
H[m]	D[m]	Max lux	Med lux	Alpha=6.9°+14.9° G=50.0

5.00	14.31	6	2	
4.00	11.45	9	3	
3.00	8.59	16	4	
2.00	5.72	36	10	
1.00	2.86	142	40	
H[m]	D[m]	Max lux	Med lux	Beta=43.0°+42.3° G=0.0