

## Luminaire

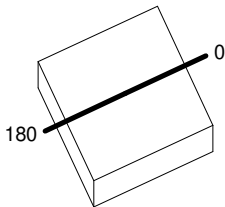
Code M329465  
 Name EVERYTHING 105 QUADRATO TRIM ORIENTABILE LED 2700K FLOOD CORNICE SILVER / DEFL. NERO

## Measurement

Code FTS1602799  
 Name EVERYTHING 105 QUADRATO TRIM ORIENTABILE LED 2700K FLOOD CORNICE SILVER / DEFL. NERO

Luminaire Flux	865.83 lm	Luminaire Power	13.00 W	Efficacy	66.60 lm/W	Efficiency	100.00%
Sources Flux	865.83 lm	Maximum value	3223.69 cd/klm	Position	C=0.00 G=0.00	CG	Rotosymmetrical
Rectangular Luminaire Round Luminous Area	Length Diam.	105 mm 50 mm	Width Height	105 mm 0 mm	Height	115 mm	
Horizontal Luminous Area Emitting area on Plane 0° Emitting area on Plane 90°	0.001963 m2 0.000000 m2 0.000000 m2	Emitting area on Plane 180° Emitting area on Plane 270° Glare area at 76°	0.000000 m2 0.000000 m2 0.000475 m2				
Coordinate system Date Measurement Distance	CG 03-07-2015 0.00	Symmetry Type Maximum Gamma Angle Measurement Flux	Rotosymmetrical 180 865.83 lm				
LED Flux=1330lm LED Power=13W Eff=65,1% EfcLed=102lm/W EfcLum=67lm/W Ra=90 SDCM=3 L70(6K)=50000h							
C.I.E. F UTE	99 100 100 100 100 --	D DIN 5040 B NBN	A60 BZ 1				

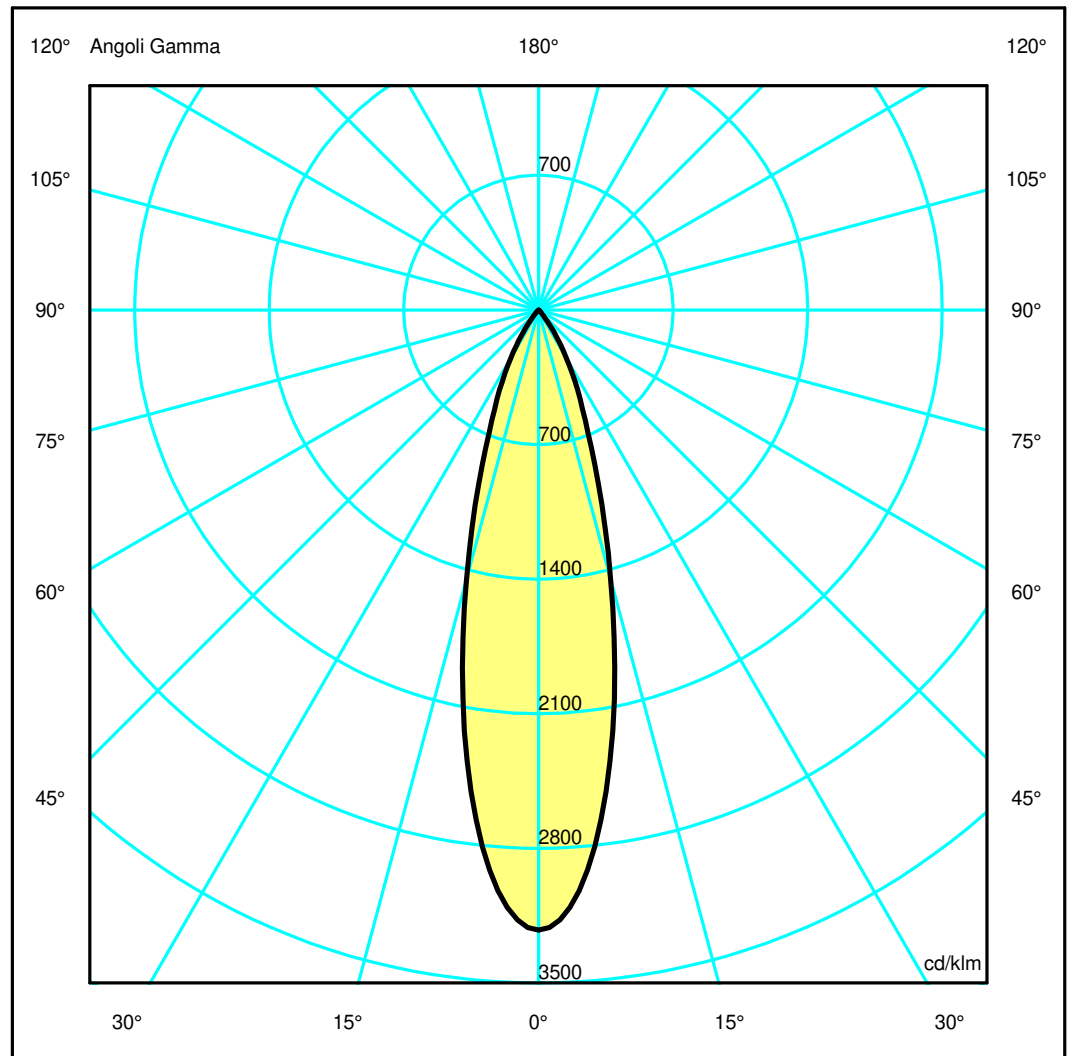
105mm x 105mm



Semipiani C

180.0 ——— 0.0

ULOR 0.00 %  
 DLOR100.00 %  
 RN 0.00 %



## Luminaire

Code M329465  
 Name EVERYTHING 105 QUADRATO TRIM ORIENTABILE LED 2700K FLOOD CORNICE SILVER / DEFL. NERO

## Measurerm.

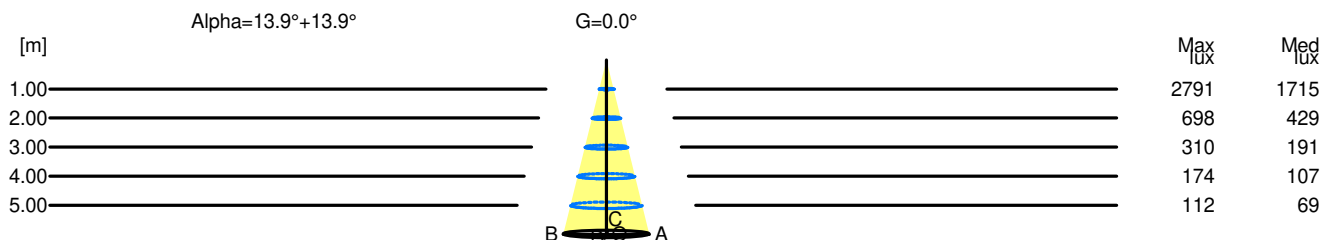
Code FTS1602799  
 Name EVERYTHING 105 QUADRATO TRIM ORIENTABILE LED 2700K FLOOD CORNICE SILVER / DEFL. NERO

Luminaire Flux	865.83 lm	Luminaire Power	13.00 W	Efficacy	66.60 lm/W	Efficiency	100.00%
Sources Flux	865.83 lm	Maximum value	3223.69 cd/klm	Position	C=0.00 G=0.00	CG	Rotosymmetrical
Rectangular Luminaire Round Luminous Area	Length Diam.	105 mm 50 mm	Width Height	105 mm 0 mm	Height	115 mm	
Horizontal Luminous Area Emitting area on Plane 0° Emitting area on Plane 90°	0.001963 m2 0.000000 m2 0.000000 m2	Emitting area on Plane 180° Emitting area on Plane 270° Glare area at 76°	0.000000 m2 0.000000 m2 0.000475 m2				
Coordinate system Date Measurement Distance	CG 03-07-2015 0.00	Symmetry Type Maximum Gamma Angle Measurement Flux	Rotosymmetrical 180 865.83 lm				
LED Flux=1330lm LED Power=13W Eff=65,1% EfcLed=102lm/W EfcLum=67lm/W Ra=90 SDCM=3 L70(6K)=50000h							
C.I.E. F UTE	99 100 100 100 100 --	D DIN 5040 B NBN	A60 BZ 1				

Width at 50.00 % of Max Intensity

H[m]	1.00	2.00	3.00	4.00	5.00	H[m]	1.00	2.00	3.00	4.00	5.00
OA	0.25	0.49	0.74	0.99	1.24	OC	0.25	0.49	0.74	0.99	1.24
OB	0.25	0.49	0.74	0.99	1.24	OD	0.25	0.49	0.74	0.99	1.24

	Luminous Intensities [ cd/klm]									
	0	5	15	25	35	45	55	65	75	85
OA	2791.17	2530.58	1254.41	442.56	119.30	13.24	1.43	0.66	0.47	0.31
OB	2791.17	2530.58	1254.41	442.56	119.30	13.24	1.43	0.66	0.47	0.31
OC	2791.17	2530.58	1254.41	442.56	119.30	13.24	1.43	0.66	0.47	0.31
OD	2791.17	2530.58	1254.41	442.56	119.30	13.24	1.43	0.66	0.47	0.31



H[m]	D[m]	Max lux	Med lux	Alpha=13.9°+13.9°	G=0.0
1.00	0.49	2791	1715		
2.00	0.99	698	429		
3.00	1.48	310	191		
4.00	1.98	174	107		
5.00	2.47	112	69		