

## Luminaire

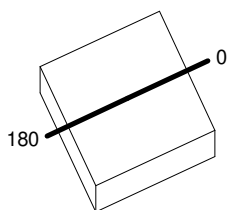
Code M258825  
 Name EVERYTHING 105 QUADRATO TRIM ORIENTABILE LED 3000K SPOT CORNICE BIANCO / DEFL. METALLIZZATO

## Measurement

Code FTS1602360  
 Name EVERYTHING 105 QUADRATO TRIM ORIENTABILE LED 3000K SPOT CORNICE BIANCO / DEFL. METALLIZZATO

Luminaire Flux	975.78 lm	Luminaire Power	13.00 W	Efficacy	75.06 lm/W	Efficiency	100.00%
Sources Flux	975.78 lm	Maximum value	3457.74 cd/klm	Position	C=0.00 G=0.00	CG	Rotosymmetrical
Rectangular Luminaire Round Luminous Area	Length Diam.	105 mm 50 mm	Width Height	105 mm 0 mm	Height	115 mm	
Horizontal Luminous Area Emitting area on Plane 0° Emitting area on Plane 90°	0.001963 m2 0.000000 m2 0.000000 m2	Emitting area on Plane 180° Emitting area on Plane 270° Glare area at 76°	0.000000 m2 0.000000 m2 0.000475 m2				
Coordinate system Date Measurement Distance	CG 10-04-2015 0.00	Symmetry Type Maximum Gamma Angle Measurement Flux	Rotosymmetrical 90 975.78 lm				
LED Flux=1390lm LED Power=13W Eff=70,2% EfcLed=107lm/W EfcLum=75lm/W Ra=90 SDCM=3 L70(6K)=50000h							
C.I.E. F UTE	100 100 100 100 100 --	D DIN 5040 B NBN	A60 BZ 1				

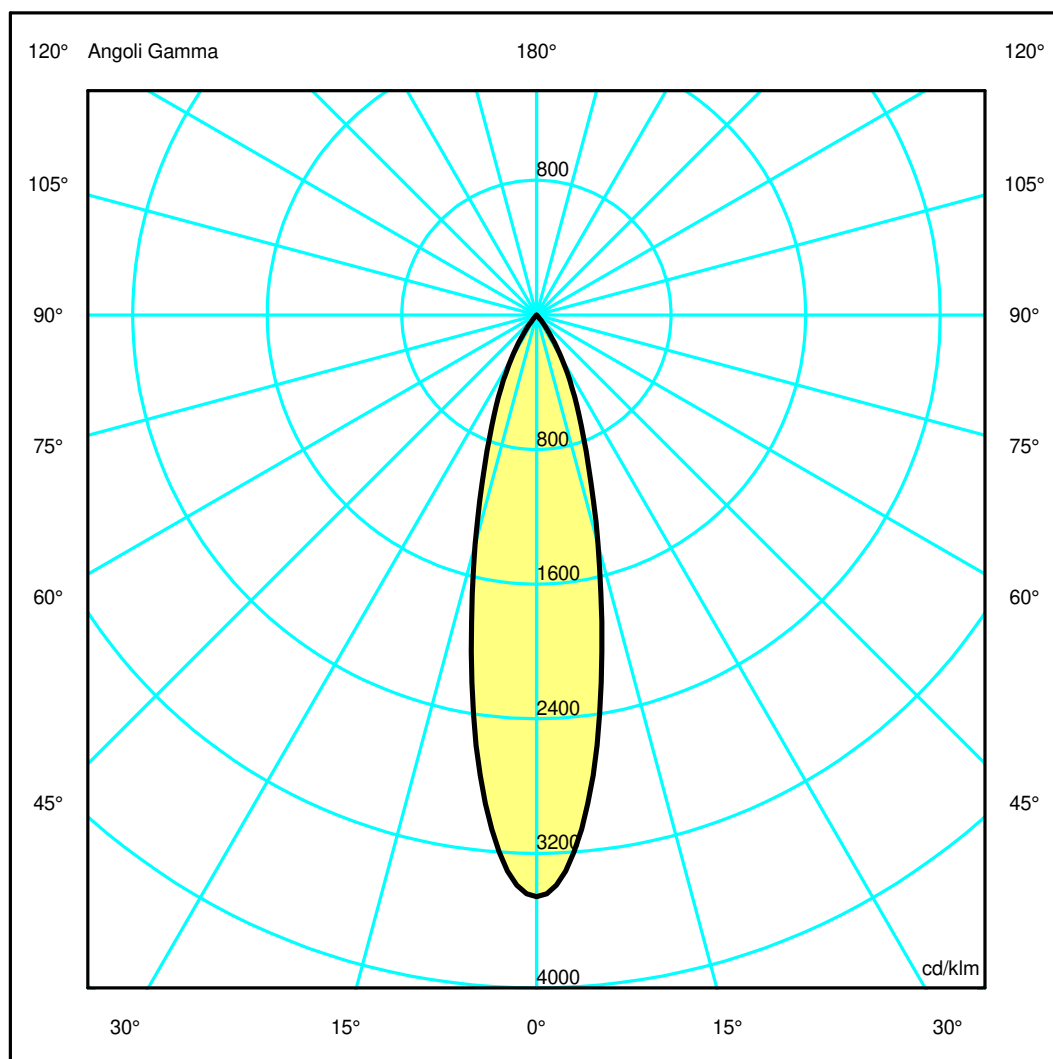
105mm x 105mm



Semipiani C

180.0 ——— 0.0

ULOR 0.00 %  
 DLOR100.00 %  
 RN 0.00 %



## Luminaire

Code M258825  
 Name EVERYTHING 105 QUADRATO TRIM ORIENTABILE LED 3000K SPOT CORNICE BIANCO / DEFL. METALLIZZATO

## Measurement

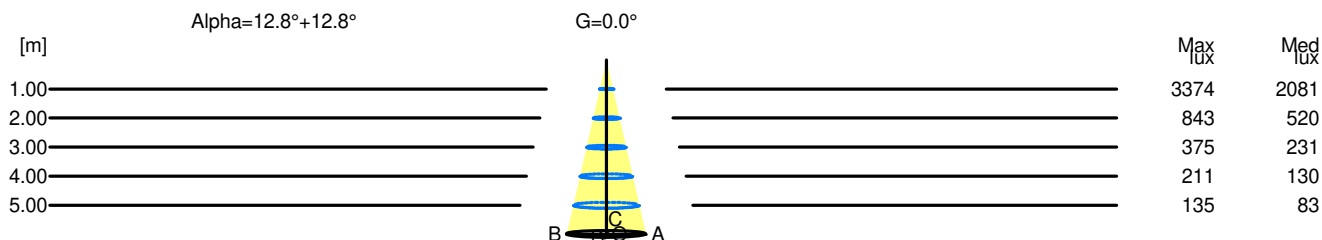
Code FTS1602360  
 Name EVERYTHING 105 QUADRATO TRIM ORIENTABILE LED 3000K SPOT CORNICE BIANCO / DEFL. METALLIZZATO

Luminaire Flux	975.78 lm	Luminaire Power	13.00 W	Efficacy	75.06 lm/W	Efficiency	100.00%
Sources Flux	975.78 lm	Maximum value	3457.74 cd/klm	Position	C=0.00 G=0.00	CG	Rotosymmetrical
Rectangular Luminaire Round Luminous Area		Length Diam.	105 mm 50 mm	Width Height	105 mm 0 mm	Height	115 mm
Horizontal Luminous Area Emitting area on Plane 0° Emitting area on Plane 90°		0.001963 m2 0.000000 m2 0.000000 m2		Emitting area on Plane 180° Emitting area on Plane 270° Glare area at 76°		0.000000 m2 0.000000 m2 0.000475 m2	
Coordinate system Date Measurement Distance		CG 10-04-2015 0.00		Symmetry Type Maximum Gamma Angle Measurement Flux		Rotosymmetrical 90 975.78 lm	
LED Flux=1390lm LED Power=13W Eff=70,2% EfcLed=107lm/W EfcLum=75lm/W Ra=90 SDCM=3 L70(6K)=50000h							
C.I.E. F UTE	100 100 100 100 100 --			D DIN 5040 B NBN	A60 BZ 1		

Width at 50.00 % of Max Intensity

H[m]	1.00	2.00	3.00	4.00	5.00	H[m]	1.00	2.00	3.00	4.00	5.00
OA	0.23	0.46	0.68	0.91	1.14	OC	0.23	0.46	0.68	0.91	1.14
OB	0.23	0.46	0.68	0.91	1.14	OD	0.23	0.46	0.68	0.91	1.14

	Luminous Intensities [ cd/klm ]									
	0	5	15	25	35	45	55	65	75	85
OA	3374.00	2992.58	1376.55	521.31	132.65	6.54	0.00	0.00	0.00	0.00
OB	3374.00	2992.58	1376.55	521.31	132.65	6.54	0.00	0.00	0.00	0.00
OC	3374.00	2992.58	1376.55	521.31	132.65	6.54	0.00	0.00	0.00	0.00
OD	3374.00	2992.58	1376.55	521.31	132.65	6.54	0.00	0.00	0.00	0.00



H[m]	D[m]	Max lux	Med lux	Alpha=12.8°+12.8°	G=0.0
1.00	0.46	3374	2081		
2.00	0.91	843	520		
3.00	1.37	375	231		
4.00	1.82	211	130		
5.00	2.28	135	83		