

Luminaire

Code M263425
 Name EVERYTHING 150 QUADRATO TRIM ORIENTABILE LED VERY WIDE FLOOD CORNICE BIANCO / DEFL. NERO 3000K

Measurement

Code FTS1602491
 Name EVERYTHING 150 QUADRATO TRIM ORIENTABILE LED VERY WIDE FLOOD CORNICE BIANCO / DEFL. NERO 3000K

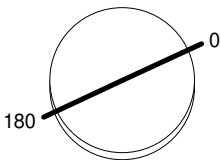
Luminaire Flux	1677.14 lm	Luminaire Power	24.00 W	Efficacy	69.88 lm/W	Efficiency	100.00%
Sources Flux	1677.14 lm	Maximum value	1459.03 cd/klm	Position	C=0.00 G=0.00	CG	Rotosymmetrical
Round Luminaire		Diam.	150 mm	Height	137 mm		
Round Luminous Area		Diam.	120 mm	Height	0 mm		
Horizontal Luminous Area			0.011310 m2	Emitting area on Plane 180°			0.000000 m2
Emitting area on Plane 0°			0.000000 m2	Emitting area on Plane 270°			0.000000 m2
Emitting area on Plane 90°			0.000000 m2	Glare area at 76°			0.002736 m2
Coordinate system		CG		Symmetry Type			Rotosymmetrical
Date		04-03-2015		Maximum Gamma Angle			90
Measurement Distance		0.00		Measurement Flux			1677.14 lm

LED Flux=2763lm LED Power=24W Eff=60,7% EfcLed=115lm/W EfcLum=70lm/W Ra=90 SDCM=3 L70(6K)=50000h

C.I.E. 96 100 100 100 100
 F UTE 1.00 A

D DIN 5040
 B NBN
 A60
 BZ 1

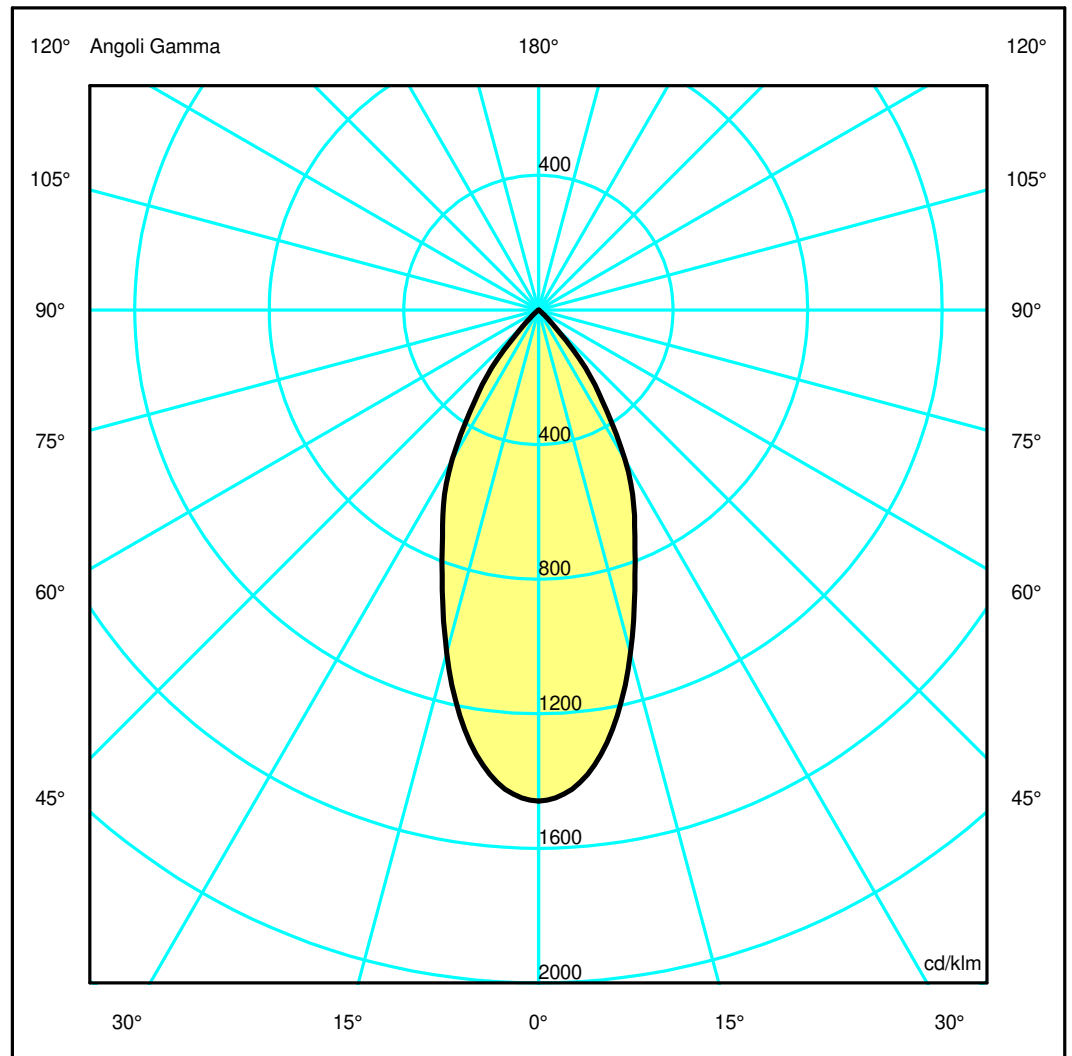
Diam=150mm



Semipiani C

180.0 ——— 0.0

ULOR 0.00 %
 DLOR 100.00 %
 RN 0.00 %



Luminaire

Code M263425
 Name EVERYTHING 150 QUADRATO TRIM ORIENTABILE LED VERY WIDE FLOOD CORNICE BIANCO / DEFL. NERO 3000K

Measurement

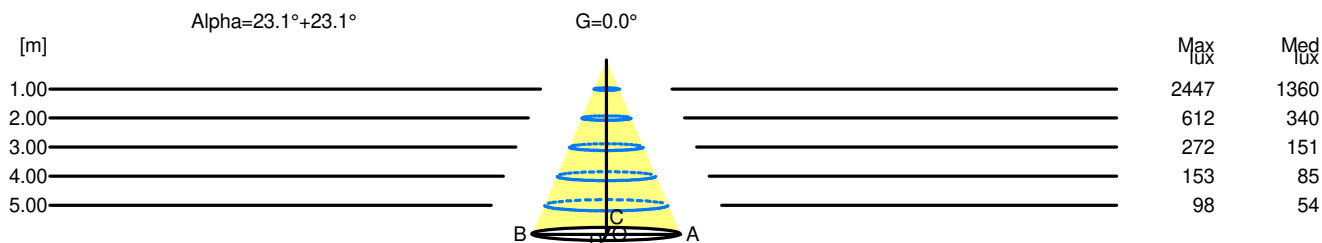
Code FTS1602491
 Name EVERYTHING 150 QUADRATO TRIM ORIENTABILE LED VERY WIDE FLOOD CORNICE BIANCO / DEFL. NERO 3000K

Luminaire Flux	1677.14 lm	Luminaire Power	24.00 W	Efficacy	69.88 lm/W	Efficiency	100.00%
Sources Flux	1677.14 lm	Maximum value	1459.03 cd/klm	Position	C=0.00 G=0.00	CG	Rotosymmetrical
Round Luminaire		Diam.	150 mm	Height	137 mm		
Round Luminous Area		Diam.	120 mm	Height	0 mm		
Horizontal Luminous Area		0.011310 m2		Emitting area on Plane 180°		0.000000 m2	
Emitting area on Plane 0°		0.000000 m2		Emitting area on Plane 270°		0.000000 m2	
Emitting area on Plane 90°		0.000000 m2		Glare area at 76°		0.002736 m2	
Coordinate system		CG		Symmetry Type		Rotosymmetrical	
Date		04-03-2015		Maximum Gamma Angle		90	
Measurement Distance		0.00		Measurement Flux		1677.14 lm	
LED Flux=2763lm LED Power=24W Eff=60,7% EfcLed=115lm/W EfcLum=70lm/W Ra=90 SDCM=3 L70(6K)=50000h							
C.I.E.	96 100 100 100 100			D DIN 5040	A60		
F UTE	1.00 A			B NBN	BZ 1		

Width at 50.00 % of Max Intensity

H[m]	1.00	2.00	3.00	4.00	5.00	H[m]	1.00	2.00	3.00	4.00	5.00
OA	0.43	0.85	1.28	1.70	2.13	OC	0.43	0.85	1.28	1.70	2.13
OB	0.43	0.85	1.28	1.70	2.13	OD	0.43	0.85	1.28	1.70	2.13

	Luminous Intensities [cd/klm]									
	0	5	15	25	35	45	55	65	75	85
OA	2446.99	2364.18	1768.87	1130.82	557.42	94.79	6.12	0.55	0.26	0.08
OB	2446.99	2364.18	1768.87	1130.82	557.42	94.79	6.12	0.55	0.26	0.08
OC	2446.99	2364.18	1768.87	1130.82	557.42	94.79	6.12	0.55	0.26	0.08
OD	2446.99	2364.18	1768.87	1130.82	557.42	94.79	6.12	0.55	0.26	0.08



H[m]	D[m]	Max lux	Med lux	Alpha=23.1°+23.1°	G=0.0
1.00	0.85	2447	1360		
2.00	1.70	612	340		
3.00	2.56	272	151		
4.00	3.41	153	85		
5.00	4.26	98	54		