

Luminaire

Code M327315
 Name EVERYTHING 80 QUADRATO TRIM ORIENTABILE LED 2700K FLOOD CORNICE NERO / DEFL. NERO

Measurement

Code FTS1602737
 Name EVERYTHING 80 QUADRATO TRIM ORIENTABILE LED 2700K FLOOD CORNICE NERO / DEFL. NERO

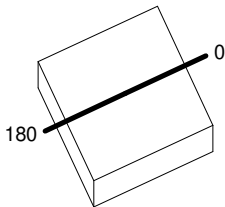
Luminaire Flux	809.97 lm	Luminaire Power	13.00 W	Efficacy	62.31 lm/W	Efficiency	100.00%
Sources Flux	809.97 lm	Maximum value	3301.84 cd/klm	Position	C=0.00 G=0.00	CG	Rotosymmetrical
Rectangular Luminaire Round Luminous Area		Length Diam.	80 mm 50 mm	Width Height	80 mm 0 mm	Height	115 mm
Horizontal Luminous Area Emitting area on Plane 0° Emitting area on Plane 90°		0.001963 m2 0.000000 m2 0.000000 m2		Emitting area on Plane 180° Emitting area on Plane 270° Glare area at 76°		0.000000 m2 0.000000 m2 0.000475 m2	
Coordinate system Date Measurement Distance		CG 30-06-2015 0.00		Symmetry Type Maximum Gamma Angle Measurement Flux		Rotosymmetrical 90 809.97 lm	

LED Flux=1330lm LED Power=13W Eff=60,9% EfcLed=102lm/W EfcLum=62lm/W Ra=90 SDCM=3 L70(6K)=50000h

C.I.E. 99 100 100 100 100
 F UTE --

D DIN 5040
 B NBN
 A60
 BZ 1

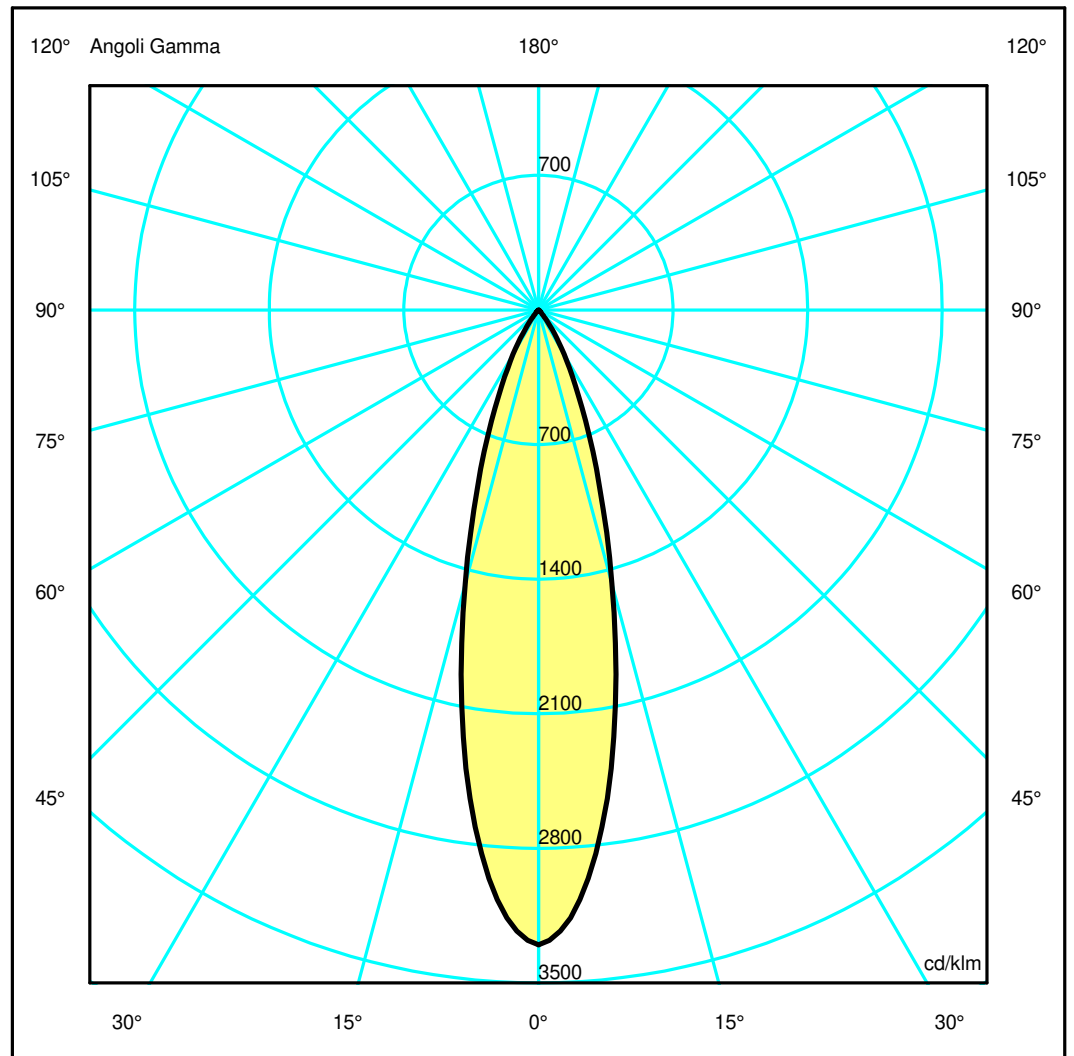
80mm x 80mm



Semipiani C

180.0 ——— 0.0

ULOR 0.00 %
 DLOR100.00 %
 RN 0.00 %



Luminaire

Code M327315
Name EVERYTHING 80 QUADRATO TRIM ORIENTABILE LED 2700K FLOOD CORNICE NERO / DEFL. NERO

Measurement

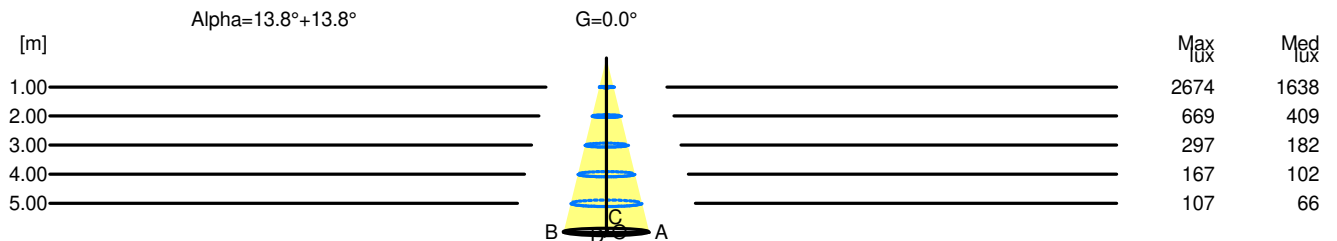
Code FTS1602737
Name EVERYTHING 80 QUADRATO TRIM ORIENTABILE LED 2700K FLOOD CORNICE NERO / DEFL. NERO

Luminaire Flux	809.97 lm	Luminaire Power	13.00 W	Efficacy	62.31 lm/W	Efficiency	100.00%
Sources Flux	809.97 lm	Maximum value	3301.84 cd/klm	Position	C=0.00 G=0.00	CG	Rotosymmetrical
Rectangular Luminaire Round Luminous Area	Length Diam.	80 mm 50 mm	Width Height	80 mm 0 mm	Height	115 mm	
Horizontal Luminous Area Emitting area on Plane 0° Emitting area on Plane 90°	0.001963 m2 0.000000 m2 0.000000 m2	Emitting area on Plane 180° Emitting area on Plane 270° Glare area at 76°	0.000000 m2 0.000000 m2 0.000475 m2				
Coordinate system Date Measurement Distance	CG 30-06-2015 0.00	Symmetry Type Maximum Gamma Angle Measurement Flux	Rotosymmetrical 90 809.97 lm				
LED Flux=1330lm LED Power=13W Eff=60,9% EfcLed=102lm/W EfcLum=62lm/W Ra=90 SDCM=3 L70(6K)=50000h							
C.I.E. F UTE	99 100 100 100 100 --	D DIN 5040 B NBN	A60 BZ 1				

Width at 50.00 % of Max Intensity

H[m]	1.00	2.00	3.00	4.00	5.00	H[m]	1.00	2.00	3.00	4.00	5.00
OA	0.25	0.49	0.74	0.98	1.23	OC	0.25	0.49	0.74	0.98	1.23
OB	0.25	0.49	0.74	0.98	1.23	OD	0.25	0.49	0.74	0.98	1.23

	Luminous Intensities [cd/klm]									
	0	5	15	25	35	45	55	65	75	85
OA	2674.40	2404.14	1192.03	400.01	99.77	14.01	2.54	0.58	0.33	0.12
OB	2674.40	2404.14	1192.03	400.01	99.77	14.01	2.54	0.58	0.33	0.12
OC	2674.40	2404.14	1192.03	400.01	99.77	14.01	2.54	0.58	0.33	0.12
OD	2674.40	2404.14	1192.03	400.01	99.77	14.01	2.54	0.58	0.33	0.12



H[m]	D[m]	Max lux	Med lux	Alpha=13.8°+13.8°	G=0.0
1.00	0.49	2674	1638		
2.00	0.98	669	409		
3.00	1.47	297	182		
4.00	1.97	167	102		
5.00	2.46	107	66		