

Luminaire

Code M330625_30°
Name EVERY 80 SQ OR LED 2700K 2X14° M/B_30°

Measurement

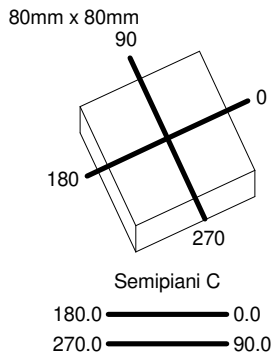
Code FTS2400123.
Name EVERY 80 SQ OR LED 2700K 2X14° M/B_30°

Luminaire Flux	1033 lm	Luminaire Power	10.0 W	Efficacy	103.300 lm/W	Efficiency	100.00%
Source Flux	1033 lm	Maximum value	2313.63 cd/klm	Position	C=0.00 G=27.00	CG	Sym. on planes 0-180
Rectangular Luminaire		Length	80 mm	Width	80 mm	Height	115 mm
Rectangular Luminous Area		Length	60 mm	Width	60 mm	Height	0 mm
Horizontal Luminous Area		0.003600 m2		Emitting area on Plane 180°		0.000000 m2	
Emitting area on Plane 0°		0.000000 m2		Emitting area on Plane 270°		0.000000 m2	
Emitting area on Plane 90°		0.000000 m2		Glare area at 76°		0.000871 m2	
Coordinate system		CG		Symmetry Type		Sym. on planes 0-180	
Date		20-05-2024		Maximum Gamma Angle		180	
Measurement Distance		0.00		Measurement Flux		1033 lm	

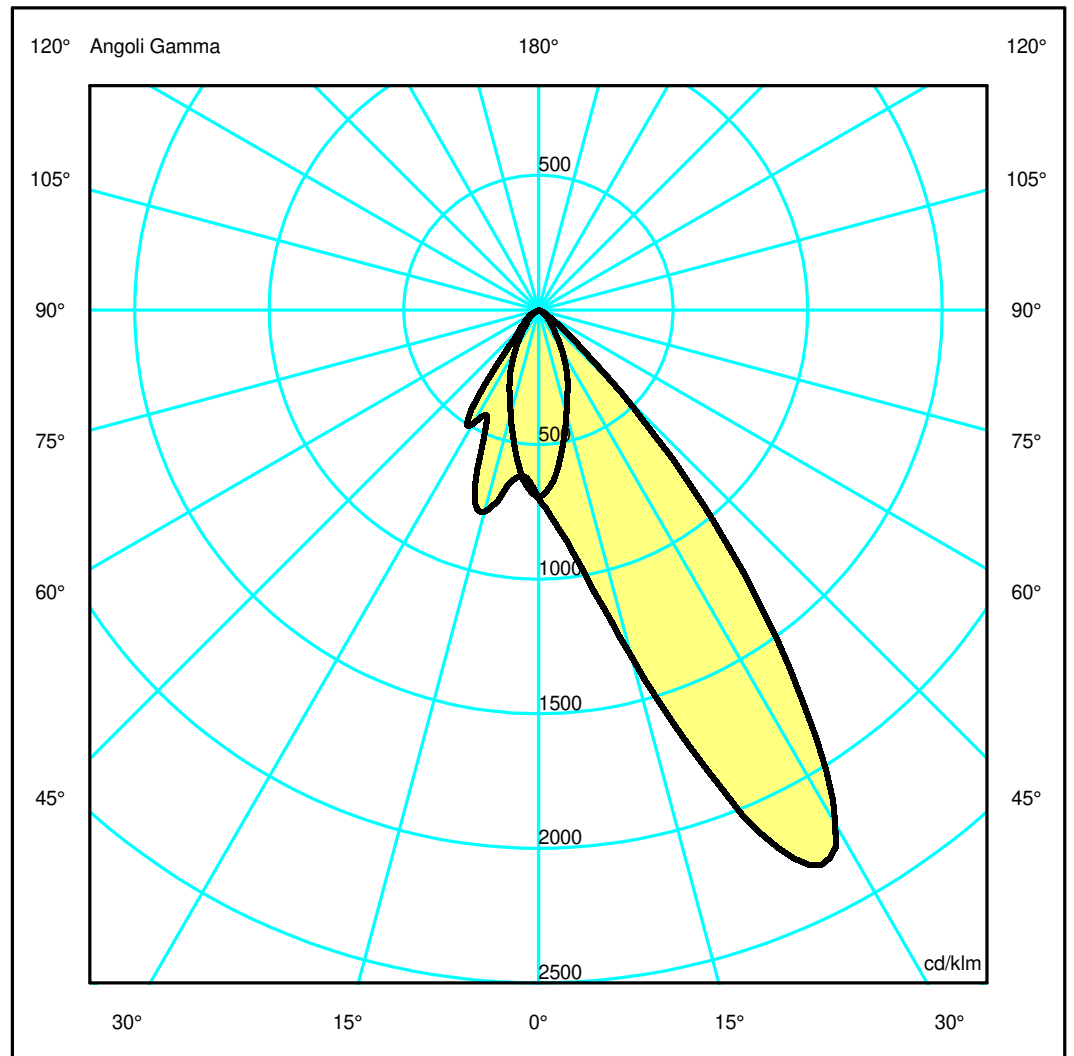
LED Flux=1474lm LED Power=10W Eff=70% EfcLed=147lm/W EfcLum=103lm/W CCT=2700K Ra=90 R9=50 SDCM=3 L70(9k)=50000h

C.I.E. 85 99 100 100 100
F UTE 1.00 A

D DIN 5040
B NBN
A60
BZ 1



ULOR 0.03 %
DLOR 99.97 %
RN 0.03 %



Luminaire

Code M330625_30°
Name EVERY 80 SQ OR LED 2700K 2X14° M/B_30°

Measurment.

Code FTS2400123.
Name EVERY 80 SQ OR LED 2700K 2X14° M/B_30°

Luminaire Flux	1033 lm	Luminaire Power	10.0 W	Efficacy	103.300 lm/W	Efficiency	100.00%
Source Flux	1033 lm	Maximum value	2313.63 cd/klm	Position	C=0.00 G=27.00	CG	Sym. on planes 0-180
Rectangular Luminaire		Length	80 mm	Width	80 mm	Height	115 mm
Rectangular Luminous Area		Length	60 mm	Width	60 mm	Height	0 mm
Horizontal Luminous Area		0.003600 m2		Emitting area on Plane 180°		0.000000 m2	
Emitting area on Plane 0°		0.000000 m2		Emitting area on Plane 270°		0.000000 m2	
Emitting area on Plane 90°		0.000000 m2		Glare area at 76°		0.000871 m2	
Coordinate system		CG		Symmetry Type		Sym. on planes 0-180	
Date		20-05-2024		Maximum Gamma Angle		180	
Measurement Distance		0.00		Measurement Flux		1033 lm	

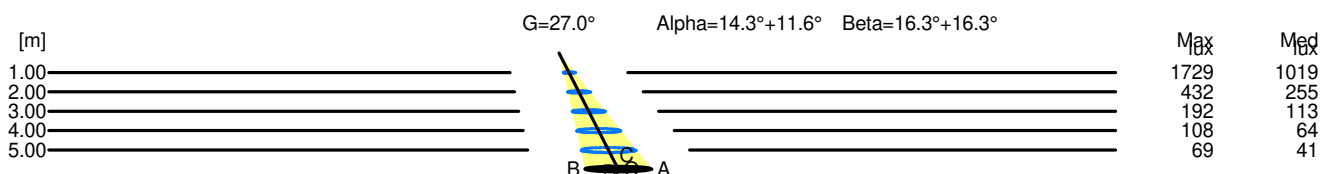
LED Flux=1474lm LED Power=10W Eff=70% EfcLed=147lm/W EfcLum=103lm/W CCT=2700K Ra=90 R9=50 SDCM=3 L70(9k)=50000h

C.I.E.	85 99 100 100 100	D DIN 5040	A60
F UTE	1.00 A	B NBN	BZ 1

Width at 50.00 % of Max Intensity

H[m]	1.00	2.00	3.00	4.00	5.00	H[m]	1.00	2.00	3.00	4.00	5.00
OA	0.29	0.58	0.86	1.15	1.44	OC	0.33	0.66	0.98	1.31	1.64
OB	0.28	0.57	0.85	1.14	1.42	OD	0.33	0.66	0.98	1.31	1.64

	Luminous Intensities [cd/klm]									
	0	5	15	25	35	45	55	65	75	85
OA	722.89	834.76	1375.34	2322.93	1682.82	453.43	78.26	20.51	0.54	0.28
OB	722.89	640.95	800.52	471.55	403.04	98.73	48.64	0.00	0.00	0.00
OC	722.89	656.77	413.63	252.25	122.19	59.16	19.07	0.72	0.41	0.36
OD	722.89	656.77	413.63	252.25	122.19	59.16	19.07	0.72	0.41	0.36



H[m]	D[m]	Max lux	Med lux	Alpha=14.3°+11.6°	G=27.0
1.00	0.57	1729	1019		
2.00	1.14	432	255		
3.00	1.72	192	113		
4.00	2.29	108	64		
5.00	2.86	69	41		

H[m]	D[m]	Max lux	Med lux	Beta=16.3°+16.3°	G=0.0
1.00	0.66	1729	1019		
2.00	1.31	432	255		
3.00	1.97	192	113		
4.00	2.62	108	64		
5.00	3.28	69	41		