

## Luminaire

Code M252605  
 Name EVERYTHING 80 TONDO TRIMLESS ORIENTABILE LED 3000K WIDE FLOOD DEFL. BIANCO

## Measurement

Code FTS1602170  
 Name EVERYTHING 80 TONDO TRIMLESS ORIENTABILE LED 3000K WIDE FLOOD DEFL. BIANCO

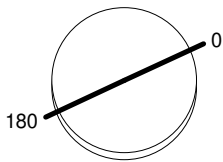
Luminaire Flux	1029.99 lm	Luminaire Power	13.00 W	Efficacy	79.23 lm/W	Efficiency	100.00%
Sources Flux	1029.99 lm	Maximum value	1242.38 cd/klm	Position	C=0.00 G=0.00	CG	Rotosymmetrical
Round Luminaire		Diam.	80 mm	Height	115 mm		
Round Luminous Area		Diam.	50 mm	Height	0 mm		
Horizontal Luminous Area		0.001963 m <sup>2</sup>		Emitting area on Plane 180°		0.000000 m <sup>2</sup>	
Emitting area on Plane 0°		0.000000 m <sup>2</sup>		Emitting area on Plane 270°		0.000000 m <sup>2</sup>	
Emitting area on Plane 90°		0.000000 m <sup>2</sup>		Glare area at 76°		0.000475 m <sup>2</sup>	
Coordinate system		CG		Symmetry Type		Rotosymmetrical	
Date		08-04-2015		Maximum Gamma Angle		180	
Measurement Distance		0.00		Measurement Flux		1029.99 lm	

LED Flux=1390lm LED Power=13W Eff=74,1% EfcLed=107lm/W EfcLum=79lm/W Ra=90 SDCM=3 L70(6K)=50000h

C.I.E. 82 94 99 100 100  
 F UTE 1.00 B

D DIN 5040  
 B NBN  
 A60  
 BZ 1

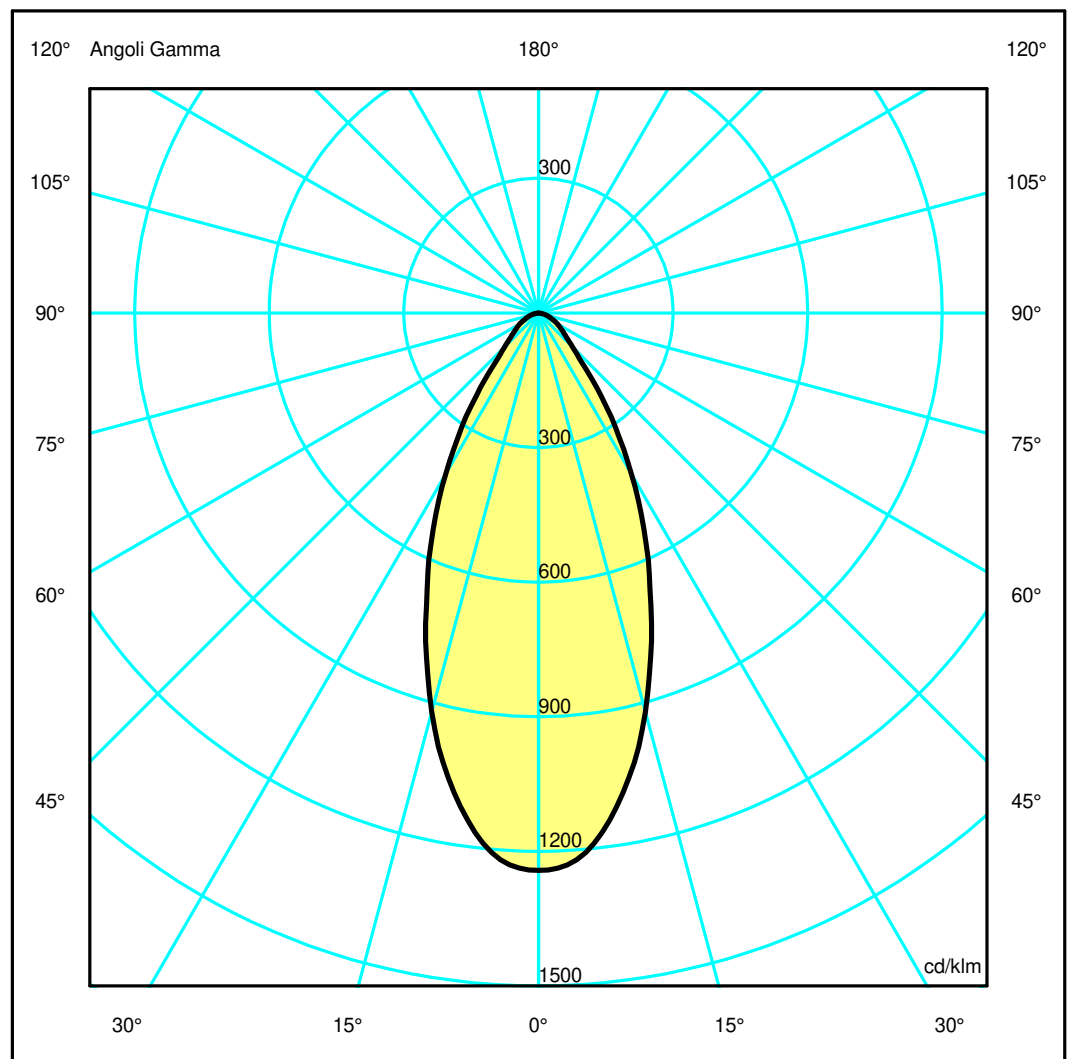
Diam=80mm



Semipiani C

180.0 ——— 0.0

ULOR 0.00 %  
 DLOR 100.00 %  
 RN 0.00 %



## Luminaire

Code M252605  
Name EVERYTHING 80 TONDO TRIMLESS ORIENTABILE LED 3000K WIDE FLOOD DEFL. BIANCO

## Measurement

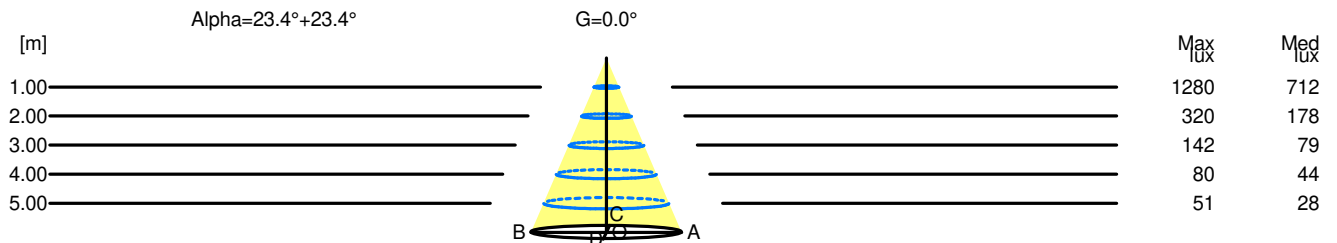
Code FTS1602170  
Name EVERYTHING 80 TONDO TRIMLESS ORIENTABILE LED 3000K WIDE FLOOD DEFL. BIANCO

Luminaire Flux	1029.99 lm	Luminaire Power	13.00 W	Efficacy	79.23 lm/W	Efficiency	100.00%
Sources Flux	1029.99 lm	Maximum value	1242.38 cd/klm	Position	C=0.00 G=0.00	CG	Rotosymmetrical
Round Luminaire		Diam.	80 mm	Height	115 mm		
Round Luminous Area		Diam.	50 mm	Height	0 mm		
Horizontal Luminous Area		0.001963 m2		Emitting area on Plane 180°		0.000000 m2	
Emitting area on Plane 0°		0.000000 m2		Emitting area on Plane 270°		0.000000 m2	
Emitting area on Plane 90°		0.000000 m2		Glare area at 76°		0.000475 m2	
Coordinate system		CG		Symmetry Type		Rotosymmetrical	
Date		08-04-2015		Maximum Gamma Angle		180	
Measurement Distance		0.00		Measurement Flux		1029.99 lm	
LED Flux=1390lm LED Power=13W Eff=74,1% EfcLed=107lm/W EfcLum=79lm/W Ra=90 SDCM=3 L70(6K)=50000h							
C.I.E.	82 94 99 100 100			D DIN 5040	A60		
F UTE	1.00 B			B NBN	BZ 1		

### Width at 50.00 % of Max Intensity

H[m]	1.00	2.00	3.00	4.00	5.00	H[m]	1.00	2.00	3.00	4.00	5.00
OA	0.43	0.86	1.30	1.73	2.16	OC	0.43	0.86	1.30	1.73	2.16
OB	0.43	0.86	1.30	1.73	2.16	OD	0.43	0.86	1.30	1.73	2.16

	Luminous Intensities [ cd/klm ]									
	0	5	15	25	35	45	55	65	75	85
OA	1279.64	1243.06	947.41	584.69	290.46	110.42	63.29	37.32	17.92	4.12
OB	1279.64	1243.06	947.41	584.69	290.46	110.42	63.29	37.32	17.92	4.12
OC	1279.64	1243.06	947.41	584.69	290.46	110.42	63.29	37.32	17.92	4.12
OD	1279.64	1243.06	947.41	584.69	290.46	110.42	63.29	37.32	17.92	4.12



H[m]	D[m]	Max lux	Med lux	Alpha=23.4°+23.4°	G=0.0
1.00	0.86	1280	712		
2.00	1.73	320	178		
3.00	2.59	142	79		
4.00	3.46	80	44		
5.00	4.32	51	28		