

Luminaire

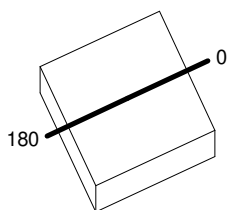
Code M330800
 Name EVERYTHING 80 QUADRATO TRIMLESS FISSO LED 2700K SPOT DEFL. METALLIZZATO

Measurem.

Code FTS1602714
 Name EVERYTHING 80 QUADRATO TRIMLESS FISSO LED 2700K SPOT DEFL. METALLIZZATO

Luminaire Flux	1037.40 lm	Luminaire Power	13.00 W	Efficacy	79.80 lm/W	Efficiency	100.00%
Sources Flux	1037.40 lm	Maximum value	3651.00 cd/klm	Position	C=0.00 G=0.00	CG	Rotosymmetrical
Rectangular Luminaire Round Luminous Area	Length Diam.	80 mm 50 mm	Width Height	80 mm 0 mm	Height	115 mm	
Horizontal Luminous Area Emitting area on Plane 0° Emitting area on Plane 90°	0.001963 m2 0.000000 m2 0.000000 m2	Emitting area on Plane 180° Emitting area on Plane 270° Glare area at 76°	0.000000 m2 0.000000 m2 0.000475 m2				
Coordinate system	CG	Symmetry Type	Rotosymmetrical				
Date	08-04-2015	Maximum Gamma Angle	90				
Measurement Distance	0.00	Measurement Flux	1037.40 lm				
LED Flux=1330lm LED Power=13W Eff=78% EfcLed=102lm/W EfcLum=80lm/W Ra=90 SDCM=3 L70(6K)=50000h							
C.I.E.	99 100 100 100 100	D DIN 5040	A60				
F UTE	--	B NBN	BZ 1				

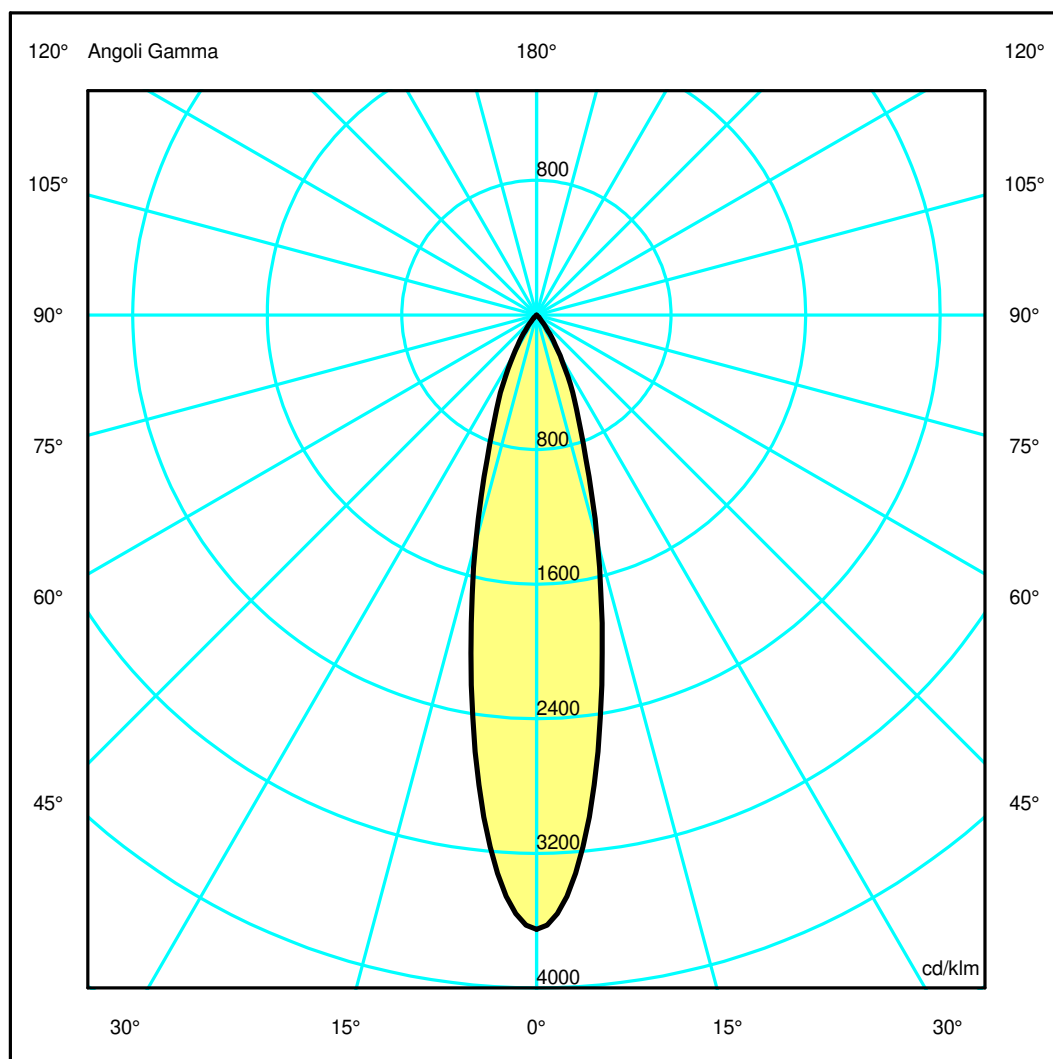
80mm x 80mm



Semipiani C

180.0 ——— 0.0

ULOR 0.00 %
 DLOR100.00 %
 RN 0.00 %



Luminaire

Code M330800
Name EVERYTHING 80 QUADRATO TRIMLESS FISSO LED 2700K SPOT DEFL. METALLIZZATO

Measurement

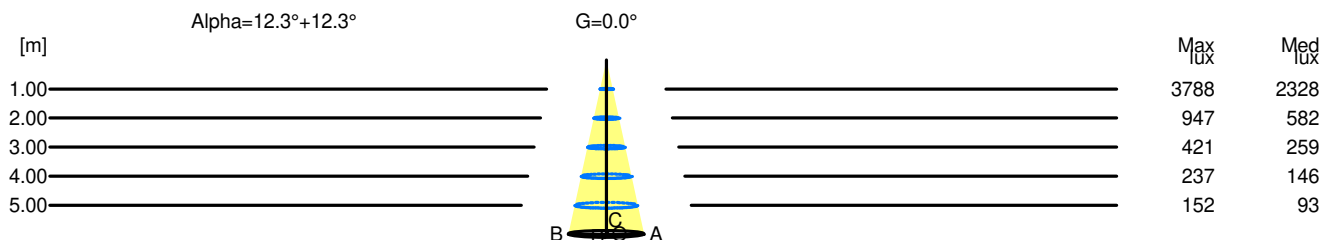
Code FTS1602714
Name EVERYTHING 80 QUADRATO TRIMLESS FISSO LED 2700K SPOT DEFL. METALLIZZATO

Luminaire Flux	1037.40 lm	Luminaire Power	13.00 W	Efficacy	79.80 lm/W	Efficiency	100.00%
Sources Flux	1037.40 lm	Maximum value	3651.00 cd/klm	Position	C=0.00 G=0.00	CG	Rotosymmetrical
Rectangular Luminaire Round Luminous Area	Length Diam.	80 mm 50 mm	Width Height	80 mm 0 mm	Height	115 mm	
Horizontal Luminous Area Emitting area on Plane 0° Emitting area on Plane 90°	0.001963 m2 0.000000 m2 0.000000 m2	Emitting area on Plane 180° Emitting area on Plane 270° Glare area at 76°	0.000000 m2 0.000000 m2 0.000475 m2				
Coordinate system Date Measurement Distance	CG 08-04-2015 0.00	Symmetry Type Maximum Gamma Angle Measurement Flux	Rotosymmetrical 90 1037.40 lm				
LED Flux=1330lm LED Power=13W Eff=78% EfcLed=102lm/W EfcLum=80lm/W Ra=90 SDCM=3 L70(6K)=50000h							
C.I.E. F UTE	99 100 100 100 100 --	D DIN 5040 B NBN	A60 BZ 1				

Width at 50.00 % of Max Intensity

H[m]	1.00	2.00	3.00	4.00	5.00	H[m]	1.00	2.00	3.00	4.00	5.00
OA	0.22	0.44	0.65	0.87	1.09	OC	0.22	0.44	0.65	0.87	1.09
OB	0.22	0.44	0.65	0.87	1.09	OD	0.22	0.44	0.65	0.87	1.09

	Luminous Intensities [cd/klm]									
	0	5	15	25	35	45	55	65	75	85
OA	3787.55	3290.87	1450.58	526.54	140.40	24.54	0.42	0.00	0.00	0.00
OB	3787.55	3290.87	1450.58	526.54	140.40	24.54	0.42	0.00	0.00	0.00
OC	3787.55	3290.87	1450.58	526.54	140.40	24.54	0.42	0.00	0.00	0.00
OD	3787.55	3290.87	1450.58	526.54	140.40	24.54	0.42	0.00	0.00	0.00



H[m]	D[m]	Max lux	Med lux	Alpha=12.3°+12.3°	G=0.0
1.00	0.44	3788	2328		
2.00	0.87	947	582		
3.00	1.31	421	259		
4.00	1.74	237	146		
5.00	2.18	152	93		