

Luminaire

Code M255000
 Name EVERYTHING 80 QUADRATO TRIMLESS FISSO LED 3000K WIDE FLOOD DEFL. BIANCO

Measurement

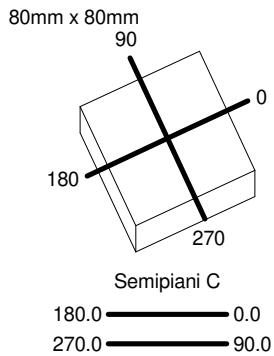
Code FTS1602277
 Name EVERYTHING 80 QUADRATO TRIMLESS FISSO LED 3000K WIDE FLOOD DEFL. BIANCO

Luminaire Flux	1029.99 lm	Luminaire Power	13.00 W	Efficacy	79.23 lm/W	Efficiency	100.00%
Sources Flux	1029.99 lm	Maximum value	1194.46 cd/klm	Position	C=0.00 G=0.00	CG	Double Symmetrical
Rectangular Luminaire Round Luminous Area	Length Diam.	80 mm 50 mm	Width Height	80 mm 0 mm	Height	115 mm	
Horizontal Luminous Area Emitting area on Plane 0° Emitting area on Plane 90°	0.001963 m2 0.000000 m2 0.000000 m2	Emitting area on Plane 180° Emitting area on Plane 270° Glare area at 76°	0.000000 m2 0.000000 m2 0.000475 m2				
Coordinate system Date Measurement Distance	CG 08-04-2015 0.00	Symmetry Type Maximum Gamma Angle Measurement Flux	Double Symmetrical 90 1029.99 lm				

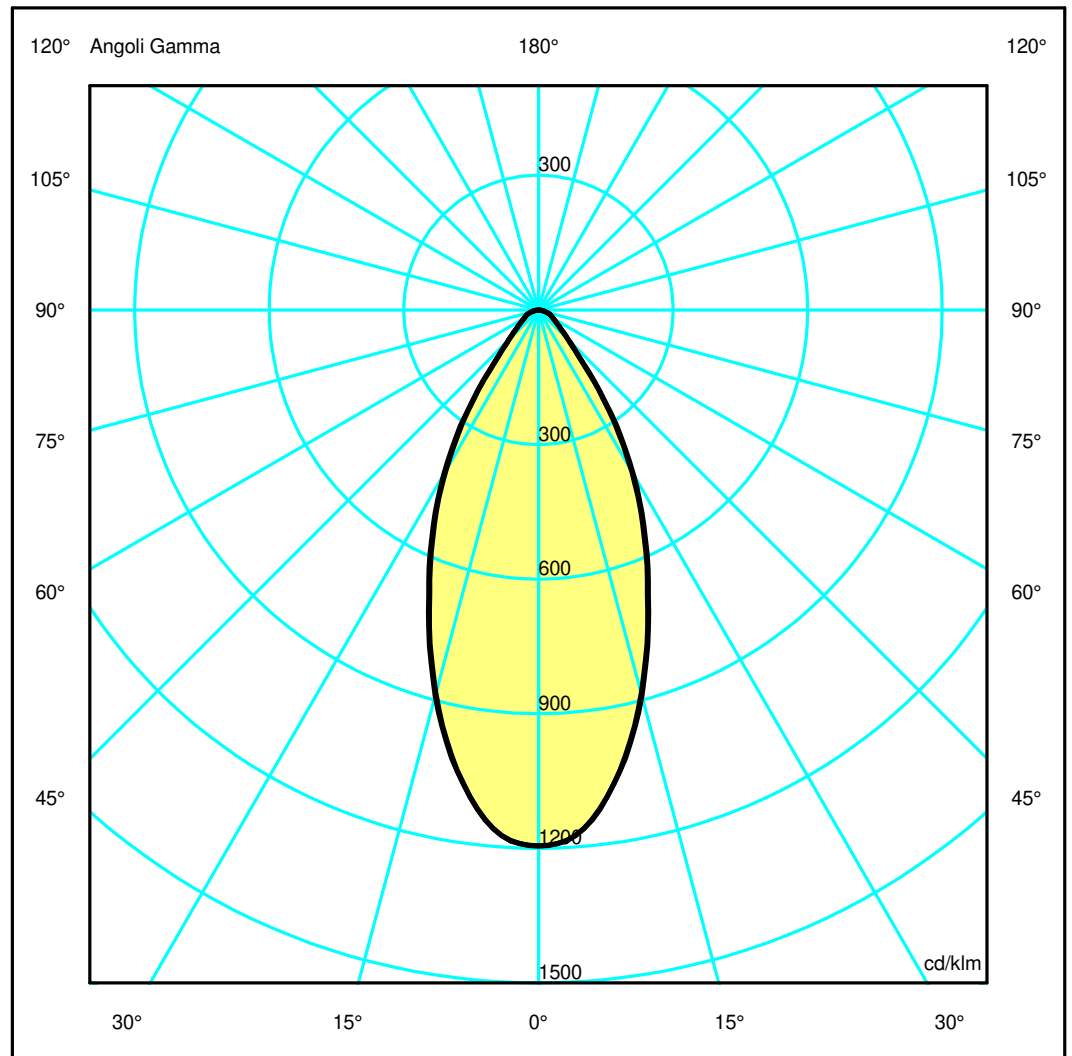
LED Flux=1390lm LED Power=13W Eff=74,1% EfcLed=107lm/W EfcLum=79lm/W Ra=90 SDCM=3 L70(6K)=50000h

C.I.E. 83 94 99 100 100
 F UTE 1.00 B

D DIN 5040
 B NBN
 A60
 BZ 1



ULOR 0.00 %
 DLOR 100.00 %
 RN 0.00 %



Luminaire

Code M255000
Name EVERYTHING 80 QUADRATO TRIMLESS FISSO LED 3000K WIDE FLOOD DEFL. BIANCO

Measurement

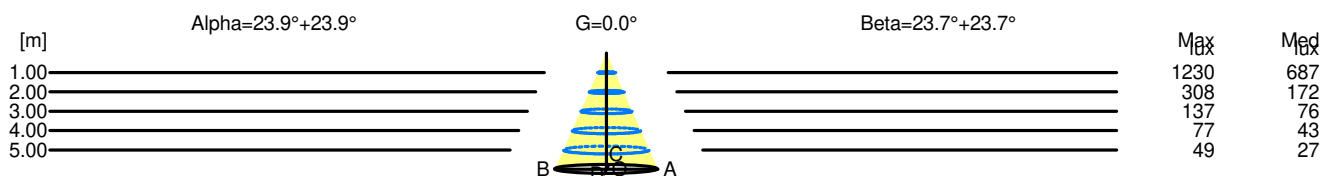
Code FTS1602277
Name EVERYTHING 80 QUADRATO TRIMLESS FISSO LED 3000K WIDE FLOOD DEFL. BIANCO

Luminaire Flux	1029.99 lm	Luminaire Power	13.00 W	Efficacy	79.23 lm/W	Efficiency	100.00%
Sources Flux	1029.99 lm	Maximum value	1194.46 cd/klm	Position	C=0.00 G=0.00	CG	Double Symmetrical
Rectangular Luminaire Round Luminous Area	Length Diam.	80 mm 50 mm	Width Height	80 mm 0 mm	Height	115 mm	
Horizontal Luminous Area Emitting area on Plane 0° Emitting area on Plane 90°	0.001963 m2 0.000000 m2 0.000000 m2	Emitting area on Plane 180° Emitting area on Plane 270° Glare area at 76°	0.000000 m2 0.000000 m2 0.000475 m2				
Coordinate system Date Measurement Distance	CG 08-04-2015 0.00	Symmetry Type Maximum Gamma Angle Measurement Flux	Double Symmetrical 90 1029.99 lm				
LED Flux=1390lm LED Power=13W Eff=74,1% EfcLed=107lm/W EfcLum=79lm/W Ra=90 SDCM=3 L70(6K)=50000h							
C.I.E. F UTE	83 94 99 100 100 1.00 B	D DIN 5040 B NBN	A60 BZ 1				

Width at 50.00 % of Max Intensity

H[m]	1.00	2.00	3.00	4.00	5.00	H[m]	1.00	2.00	3.00	4.00	5.00
OA	0.44	0.89	1.33	1.77	2.22	OC	0.44	0.88	1.32	1.76	2.19
OB	0.44	0.89	1.33	1.77	2.22	OD	0.44	0.88	1.32	1.76	2.19

	Luminous Intensities [cd/klm]									
	0	5	15	25	35	45	55	65	75	85
OA	1230.28	1194.70	916.35	580.99	289.00	97.28	50.49	33.14	18.92	4.98
OB	1230.28	1194.70	916.35	580.99	289.00	97.28	50.49	33.14	18.92	4.98
OC	1230.28	1194.27	910.65	574.43	281.36	96.45	49.87	32.58	18.58	5.00
OD	1230.28	1194.27	910.65	574.43	281.36	96.45	49.87	32.58	18.58	5.00



H[m]	D[m]	Max lux	Med lux	Alpha=23.9°+23.9°	G=0.0
1.00	0.89	1230	687		
2.00	1.77	308	172		
3.00	2.66	137	76		
4.00	3.55	77	43		
5.00	4.43	49	27		

H[m]	D[m]	Max lux	Med lux	Beta=23.7°+23.7°	G=0.0
1.00	0.88	1230	687		
2.00	1.76	308	172		
3.00	2.63	137	76		
4.00	3.51	77	43		
5.00	4.39	49	27		