

Luminaire

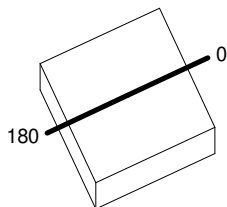
Code M328005
 Name EVERYTHING 80 QUADRATO TRIMLESS ORIENTABILE LED 2700K WIDE FLOOD DEFL. NERO

Measurem.

Code FTS1602759
 Name EVERYTHING 80 QUADRATO TRIMLESS ORIENTABILE LED 2700K WIDE FLOOD DEFL. NERO

Luminaire Flux	657.02 lm	Luminaire Power	13.00 W	Efficacy	50.54 lm/W	Efficiency	100.00%
Sources Flux	657.02 lm	Maximum value	1528.55 cd/klm	Position	C=0.00 G=0.00	CG	Rotosymmetrical
Rectangular Luminaire Round Luminous Area	Length Diam.	80 mm 50 mm	Width Height	80 mm 0 mm	Height	115 mm	
Horizontal Luminous Area Emitting area on Plane 0° Emitting area on Plane 90°	0.001963 m2 0.000000 m2 0.000000 m2	Emitting area on Plane 180° Emitting area on Plane 270° Glare area at 76°	0.000000 m2 0.000000 m2 0.000475 m2				
Coordinate system Date Measurement Distance	CG 29-06-2015 0.00	Symmetry Type Maximum Gamma Angle Measurement Flux	Rotosymmetrical 90 657.02 lm				
LED Flux=1330lm LED Power=13W Eff=49,4% EfcLed=102lm/W EfcLum=51lm/W Ra=90 SDCM=3 L70(6K)=50000h							
C.I.E. F UTE	95 100 100 100 100 1.00 A	D DIN 5040 B NBN	A60 BZ 1				

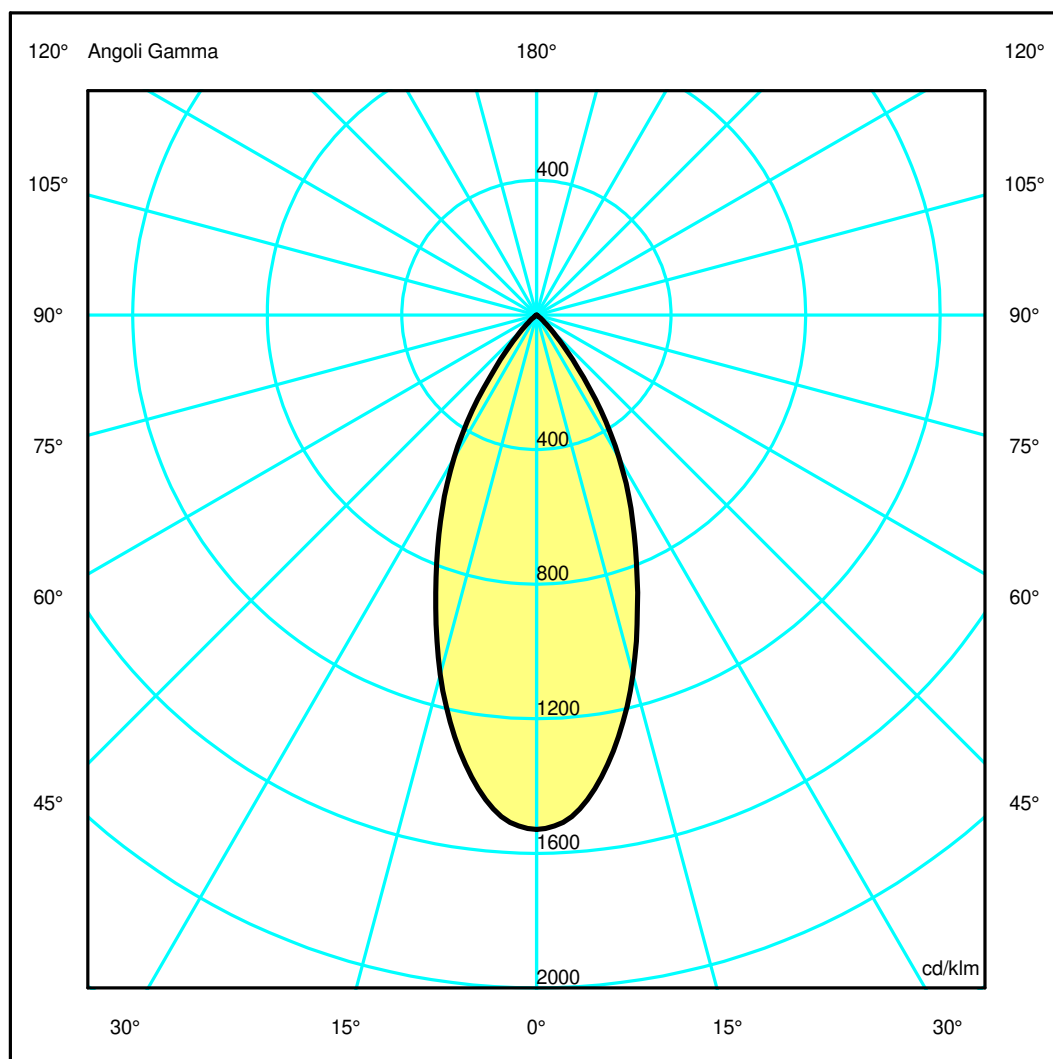
80mm x 80mm



Semipiani C

180.0 ——— 0.0

ULOR 0.00 %
 DLOR100.00 %
 RN 0.00 %



Luminaire

Code M328005
Name EVERYTHING 80 QUADRATO TRIMLESS ORIENTABILE LED 2700K WIDE FLOOD DEFL. NERO

Measurement

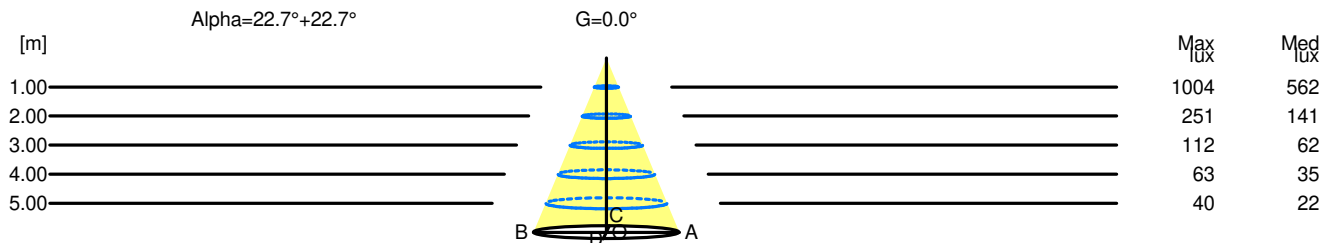
Code FTS1602759
Name EVERYTHING 80 QUADRATO TRIMLESS ORIENTABILE LED 2700K WIDE FLOOD DEFL. NERO

Luminaire Flux	657.02 lm	Luminaire Power	13.00 W	Efficacy	50.54 lm/W	Efficiency	100.00%
Sources Flux	657.02 lm	Maximum value	1528.55 cd/klm	Position	C=0.00 G=0.00	CG	Rotosymmetrical
Rectangular Luminaire Round Luminous Area		Length Diam.	80 mm 50 mm	Width Height	80 mm 0 mm	Height	115 mm
Horizontal Luminous Area Emitting area on Plane 0° Emitting area on Plane 90°		0.001963 m2 0.000000 m2 0.000000 m2		Emitting area on Plane 180° Emitting area on Plane 270° Glare area at 76°		0.000000 m2 0.000000 m2 0.000475 m2	
Coordinate system Date Measurement Distance		CG 29-06-2015 0.00		Symmetry Type Maximum Gamma Angle Measurement Flux		Rotosymmetrical 90 657.02 lm	
LED Flux=1330lm LED Power=13W Eff=49,4% EfcLed=102lm/W EfcLum=51lm/W Ra=90 SDCM=3 L70(6K)=50000h							
C.I.E. F UTE	95 100 100 100 100 1.00 A			D DIN 5040 B NBN	A60 BZ 1		

Width at 50.00 % of Max Intensity

H[m]	1.00	2.00	3.00	4.00	5.00	H[m]	1.00	2.00	3.00	4.00	5.00
OA	0.42	0.84	1.25	1.67	2.09	OC	0.42	0.84	1.25	1.67	2.09
OB	0.42	0.84	1.25	1.67	2.09	OD	0.42	0.84	1.25	1.67	2.09

	Luminous Intensities [cd/klm]									
	0	5	15	25	35	45	55	65	75	85
OA	1004.29	968.14	726.74	443.60	200.50	39.45	4.60	0.94	0.50	0.15
OB	1004.29	968.14	726.74	443.60	200.50	39.45	4.60	0.94	0.50	0.15
OC	1004.29	968.14	726.74	443.60	200.50	39.45	4.60	0.94	0.50	0.15
OD	1004.29	968.14	726.74	443.60	200.50	39.45	4.60	0.94	0.50	0.15



H[m]	D[m]	Max lux	Med lux	Alpha=22.7°+22.7°	G=0.0
1.00	0.84	1004	562		
2.00	1.67	251	141		
3.00	2.51	112	62		
4.00	3.35	63	35		
5.00	4.18	40	22		