

Luminaire

Code FU20201APP+AP91300
 Name VECTOR 55 FUNIVIA 927 WF BCO + SOFT FILTER

Measurement

Code FTS2001439-A
 Name VECTOR 55 FUNIVIA 927 WF BCO + SOFT FILTER

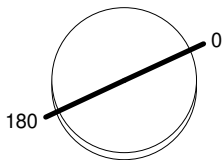
Luminaire Flux	1403 lm	Luminaire Power	23.0 W	Efficacy	60.992 lm/W	Efficiency	100.00%
Source Flux	1403 lm	Maximum value	3005.49 cd/klm	Position	C=0.00 G=0.00	CG	Rotosymmetrical
Round Luminaire		Diam.	55 mm	Height	130 mm		
Round Luminous Area		Diam.	46 mm	Height	0 mm		
Horizontal Luminous Area		0.001662 m ²		Emitting area on Plane 180°		0.000000 m ²	
Emitting area on Plane 0°		0.000000 m ²		Emitting area on Plane 270°		0.000000 m ²	
Emitting area on Plane 90°		0.000000 m ²		Glare area at 76°		0.000402 m ²	
Coordinate system		CG		Symmetry Type		Rotosymmetrical	
Date		21-10-2021		Maximum Gamma Angle		180	
Measurement Distance		0.00		Measurement Flux		1403 lm	

LED Flux=2254lm LED Power=21W Eff=62% EfcLed=107lm/W EfcLum=61lm/W CCT=2700K Ra=90 R9=50 SDCM=3 L70(6K)=50000h

C.I.E. 97 99 100 100 100
 F UTE --

D DIN 5040
 B NBN
 A60
 BZ 1

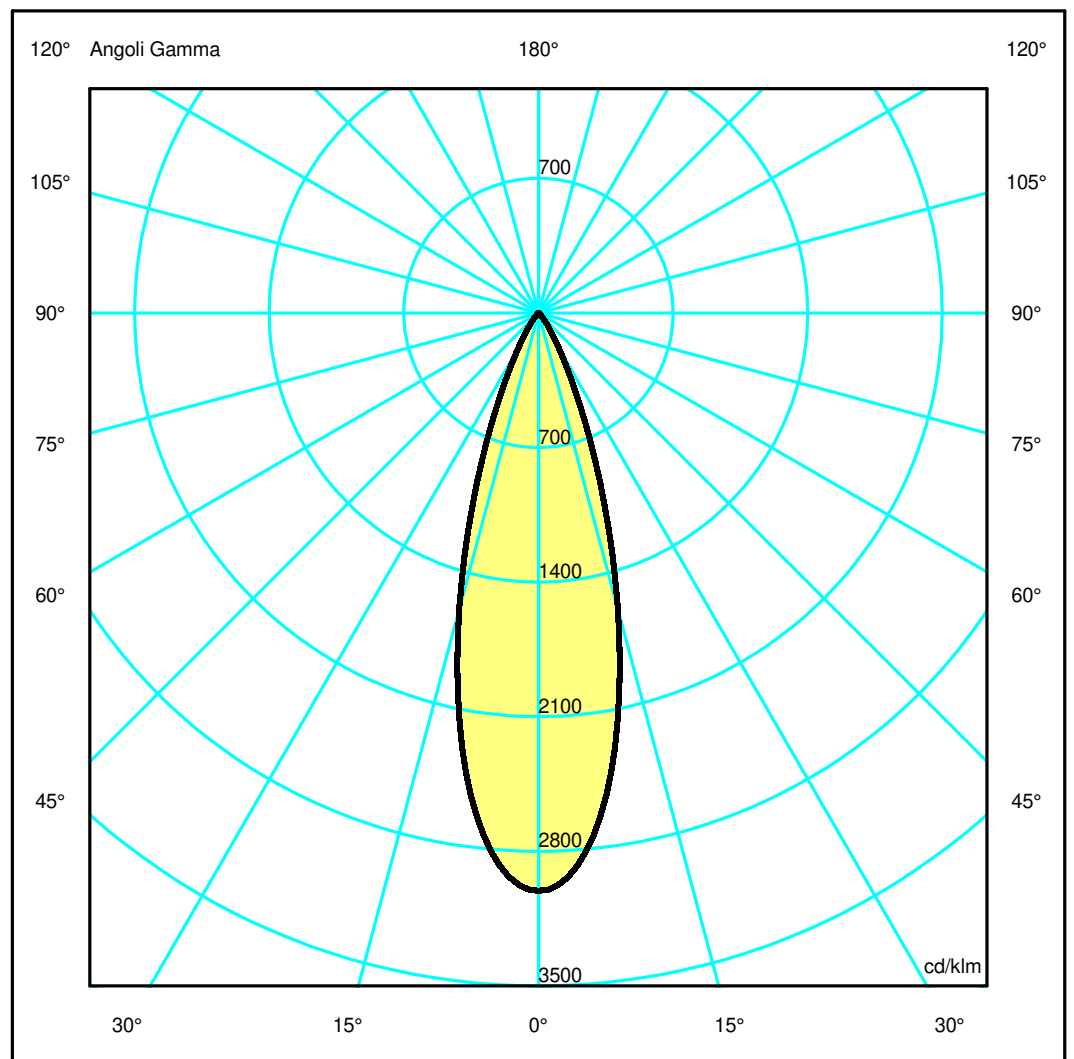
Diam=55mm



Semipiani C

180.0 ——— 0.0

ULOR 0.00 %
 DLOR 100.00 %
 RN 0.00 %



Luminaire

Code FU20201APP+AP91300
Name VECTOR 55 FUNIVIA 927 WF BCO + SOFT FILTER

Measurerm.

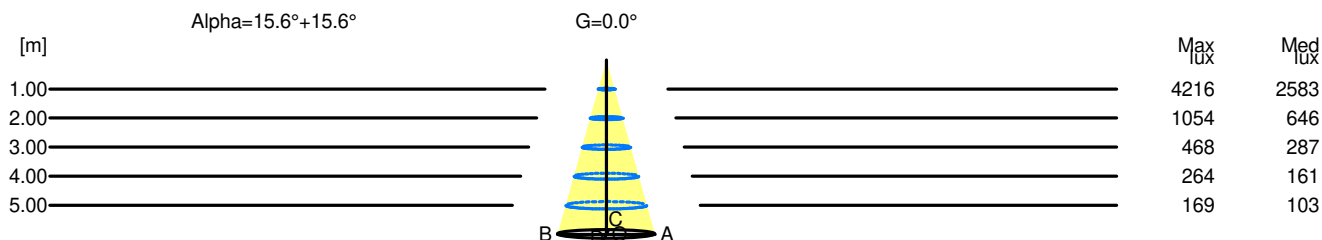
Code FTS2001439-A
Name VECTOR 55 FUNIVIA 927 WF BCO + SOFT FILTER

Luminaire Flux	1403 lm	Luminaire Power	23.0 W	Efficacy	60.992 lm/W	Efficiency	100.00%
Source Flux	1403 lm	Maximum value	3005.49 cd/klm	Position	C=0.00 G=0.00	CG	Rotosymmetrical
Round Luminaire		Diam.	55 mm	Height	130 mm		
Round Luminous Area		Diam.	46 mm	Height	0 mm		
Horizontal Luminous Area		0.001662 m ²		Emitting area on Plane 180°		0.000000 m ²	
Emitting area on Plane 0°		0.000000 m ²		Emitting area on Plane 270°		0.000000 m ²	
Emitting area on Plane 90°		0.000000 m ²		Glare area at 76°		0.000402 m ²	
Coordinate system		CG		Symmetry Type		Rotosymmetrical	
Date		21-10-2021		Maximum Gamma Angle		180	
Measurement Distance		0.00		Measurement Flux		1403 lm	
LED Flux=2254lm LED Power=21W Eff=62% EfcLed=107lm/W EfcLum=61lm/W CCT=2700K Ra=90 R9=50 SDCM=3 L70(6K)=50000h							
C.I.E.	97 99 100 100 100			D DIN 5040	A60		
F UTE	--			B NBN	BZ 1		

Width at 50.00 % of Max Intensity

H[m]	1.00	2.00	3.00	4.00	5.00	H[m]	1.00	2.00	3.00	4.00	5.00
OA	0.28	0.56	0.84	1.12	1.40	OC	0.28	0.56	0.84	1.12	1.40
OB	0.28	0.56	0.84	1.12	1.40	OD	0.28	0.56	0.84	1.12	1.40

	Luminous Intensities [cd/klm]									
	0	5	15	25	35	45	55	65	75	85
OA	4216.16	3946.82	2234.12	653.06	129.07	27.66	9.55	6.32	3.82	0.88
OB	4216.16	3946.82	2234.12	653.06	129.07	27.66	9.55	6.32	3.82	0.88
OC	4216.16	3946.82	2234.12	653.06	129.07	27.66	9.55	6.32	3.82	0.88
OD	4216.16	3946.82	2234.12	653.06	129.07	27.66	9.55	6.32	3.82	0.88



H[m]	D[m]	Max lux	Med lux	Alpha=15.6°+15.6°	G=0.0
1.00	0.56	4216	2583		
2.00	1.12	1054	646		
3.00	1.68	468	287		
4.00	2.24	264	161		
5.00	2.80	169	103		