

## Luminaire

Code BL10801  
Name HOY SOSP DIR/IND 4000K L=2309 ND BCO

## Measurerm.

Code FTS2000359  
Name HOY SOSP DIR/IND 4000K L=2309 ND BCO

Luminaire Flux	9896.79 lm	Luminaire Power	72.00 W	Efficacy	137.46 lm/W	Efficiency	100.00%
Sources Flux	9896.79 lm	Maximum value	345.94 cd/klm	Position	C=0.00 G=0.00	CG	Double Symmetrical
Rectangular Luminaire		Length	2309 mm	Width	100 mm	Height	60 mm
Rectangular Luminous Area		Length	2304 mm	Width	100 mm	Height	0 mm
Horizontal Luminous Area		0.230400 m <sup>2</sup>		Emitting area on Plane 180°		0.000000 m <sup>2</sup>	
Emitting area on Plane 0°		0.000000 m <sup>2</sup>		Emitting area on Plane 270°		0.000000 m <sup>2</sup>	
Emitting area on Plane 90°		0.000000 m <sup>2</sup>		Glare area at 76°		0.055739 m <sup>2</sup>	
Coordinate system		CG		Symmetry Type		Double Symmetrical	
Date		10-01-2020		Maximum Gamma Angle		180	
Measurement Distance		0.00		Measurement Flux		9896.79 lm	

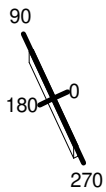
LED Flux=12228lm LED Power=66W Eff=81% EfcLed=185lm/W EfcLum=136lm/W CCT=4000K Ra=80

C.I.E. 65 90 98 62 100  
F UTE 0.62 C + 0.38 T

D DIN 5040  
B NBN

B51  
BZ 2 / 2.5 / BZ 3

2309mm x 100mm



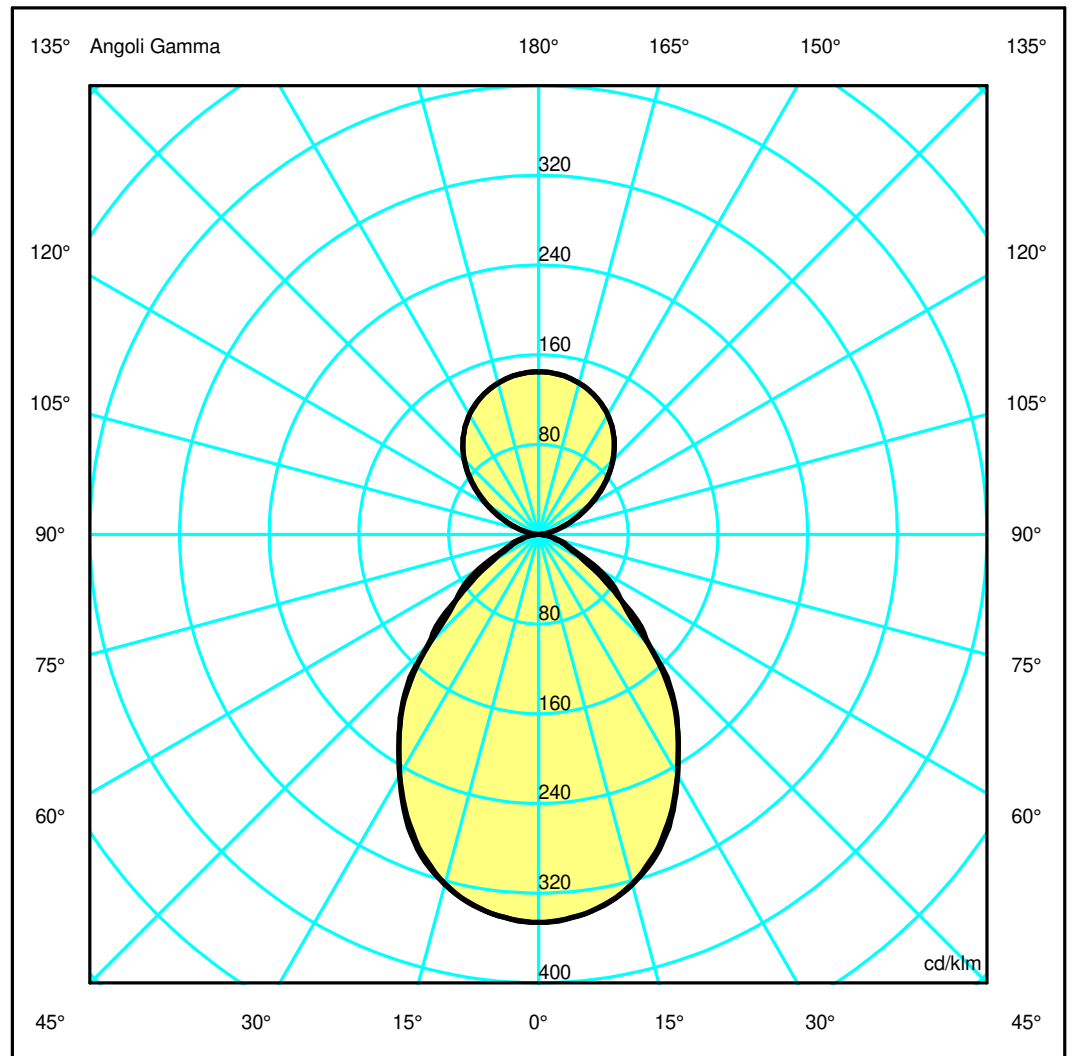
Semipiani C

180.0 ——— 0.0  
270.0 ——— 90.0

ULOR 37.89 %

DLOR 62.11 %

RN 37.89 %



## Luminaire

Code BL10801  
Name HOY SOSP DIR/IND 4000K L=2309 ND BCO

## Measurerm.

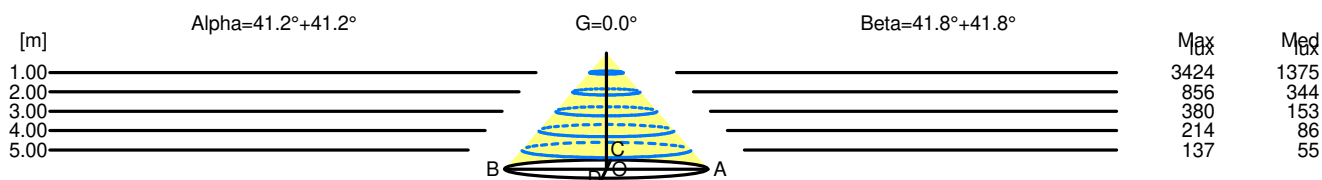
Code FTS2000359  
Name HOY SOSP DIR/IND 4000K L=2309 ND BCO

Luminaire Flux	9896.79 lm	Luminaire Power	72.00 W	Efficacy	137.46 lm/W	Efficiency	100.00%
Sources Flux	9896.79 lm	Maximum value	345.94 cd/klm	Position	C=0.00 G=0.00	CG	Double Symmetrical
Rectangular Luminaire		Length	2309 mm	Width	100 mm	Height	60 mm
Rectangular Luminous Area		Length	2304 mm	Width	100 mm	Height	0 mm
Horizontal Luminous Area		0.230400 m2		Emitting area on Plane 180°		0.000000 m2	
Emitting area on Plane 0°		0.000000 m2		Emitting area on Plane 270°		0.000000 m2	
Emitting area on Plane 90°		0.000000 m2		Glare area at 76°		0.055739 m2	
Coordinate system		CG		Symmetry Type		Double Symmetrical	
Date		10-01-2020		Maximum Gamma Angle		180	
Measurement Distance		0.00		Measurement Flux		9896.79 lm	
LED Flux=12228lm LED Power=66W Eff=81% EfcLed=185lm/W EfcLum=136lm/W CCT=4000K Ra=80							
C.I.E.	65 90 98 62 100			D DIN 5040	B51		
F UTE	0.62 C + 0.38 T			B NBN	BZ 2 / 2.5 / BZ 3		

### Width at 50.00 % of Max Intensity

H[m]	1.00	2.00	3.00	4.00	5.00	H[m]	1.00	2.00	3.00	4.00	5.00
OA	0.88	1.75	2.63	3.50	4.38	OC	0.89	1.79	2.68	3.57	4.47
OB	0.88	1.75	2.63	3.50	4.38	OD	0.89	1.79	2.68	3.57	4.47

	Luminous Intensities [ cd/klm]									
	0	5	15	25	35	45	55	65	75	85
OA	3423.66	3395.28	3188.99	2746.82	2145.21	1364.36	818.77	361.67	183.12	32.93
OB	3423.66	3395.28	3188.99	2746.82	2145.21	1364.36	818.77	361.67	183.12	32.93
OC	3423.66	3392.52	3199.40	2768.10	2143.26	1381.36	711.37	307.65	136.75	30.60
OD	3423.66	3392.52	3199.40	2768.10	2143.26	1381.36	711.37	307.65	136.75	30.60



H[m]	D[m]	Max lux	Med lux	Alpha=41.2°+41.2°	G=0.0
1.00	1.75	3424	1375		
2.00	3.50	856	344		
3.00	5.25	380	153		
4.00	7.00	214	86		
5.00	8.75	137	55		

H[m]	D[m]	Max lux	Med lux	Beta=41.8°+41.8°	G=0.0
1.00	1.79	3424	1375		
2.00	3.57	856	344		
3.00	5.36	380	153		
4.00	7.15	214	86		
5.00	8.93	137	55		