

## Luminaire

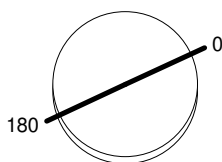
Code 1781030A  
Name ZEPHYR S ESAGONO NRO LUC

## Measurem.

Code FTS2400494  
Name ZEPHYR S ESAGONO NRO LUC

Luminaire Flux	4093 lm	Luminaire Power	55.0 W	Efficacy	74.422 lm/W	Efficiency	100.00%
Source Flux	4093 lm	Maximum value	215.52 cd/klm	Position	C=0.00 G=180.00	CG	Rotosymmetrical
Round Luminaire		Diam.	770 mm	Height	355 mm		
Round Luminous Area		Diam.	211 mm	Height	0 mm		
Horizontal Luminous Area			0.034967 m <sup>2</sup>	Emitting area on Plane 180°			0.000000 m <sup>2</sup>
Emitting area on Plane 0°			0.000000 m <sup>2</sup>	Emitting area on Plane 270°			0.000000 m <sup>2</sup>
Emitting area on Plane 90°			0.000000 m <sup>2</sup>	Glare area at 76°			0.008459 m <sup>2</sup>
Coordinate system		CG		Symmetry Type			Rotosymmetrical
Date		14-10-2024		Maximum Gamma Angle			180
Measurement Distance		0.00		Measurement Flux			4093 lm
LED Flux=7615lm LED Power=44W Eff=54% EfcLed=173lm/W EfcLum=74lm/W CCT=3000K Ra=90 R9=50 SDCM=3 L70(17k)=102000h							
C.I.E.	46 80 96 49 100			D DIN 5040		C32	
F UTE	0.49 F + 0.51 T			B NBN		BZ 5 / 1.25 / BZ 4	

Diam=770mm



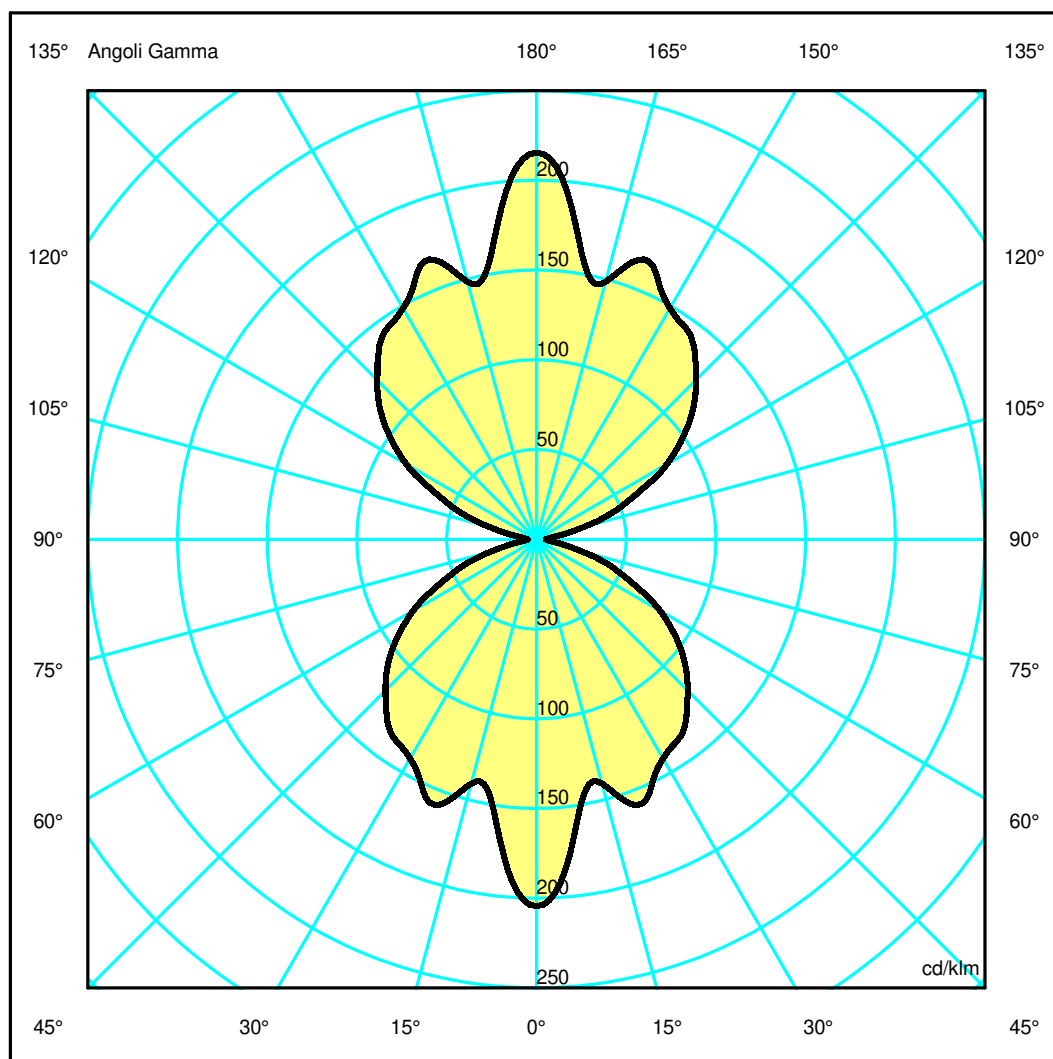
Semipiani C

180.0 ——— 0.0

ULOR 51.33 %

DLOR 48.67 %

RN 51.33 %



## Luminaire

Code 1781030A  
Name ZEPHYR S ESAGONO NRO LUC

## Measurerm.

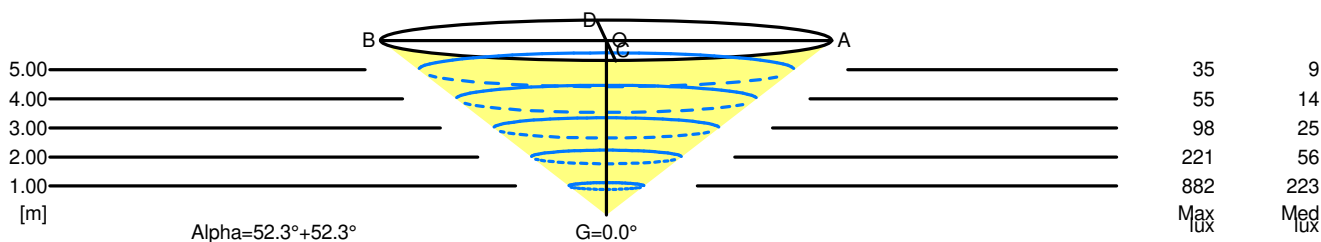
Code FTS2400494  
Name ZEPHYR S ESAGONO NRO LUC

Luminaire Flux	4093 lm	Luminaire Power	55.0 W	Efficacy	74.422 lm/W	Efficiency	100.00%
Source Flux	4093 lm	Maximum value	215.52 cd/klm	Position	C=0.00 G=180.00	CG	Rotosymmetrical
Round Luminaire		Diam.	770 mm	Height	355 mm		
Round Luminous Area		Diam.	211 mm	Height	0 mm		
Horizontal Luminous Area			0.034967 m2	Emitting area on Plane 180°			0.000000 m2
Emitting area on Plane 0°			0.000000 m2	Emitting area on Plane 270°			0.000000 m2
Emitting area on Plane 90°			0.000000 m2	Glare area at 76°			0.008459 m2
Coordinate system		CG		Symmetry Type			Rotosymmetrical
Date		14-10-2024		Maximum Gamma Angle			180
Measurement Distance		0.00		Measurement Flux			4093 lm
LED Flux=7615lm LED Power=44W Eff=54% EfcLed=173lm/W EfcLum=74lm/W CCT=3000K Ra=90 R9=50 SDCM=3 L70(17k)=102000h							
C.I.E.	46 80 96 49 100			D DIN 5040	C32		
F UTE	0.49 F + 0.51 T			B NBN	BZ 5 / 1.25 / BZ 4		

Width at 50.00 % of Max Intensity

H[m]	1.00	2.00	3.00	4.00	5.00	H[m]	1.00	2.00	3.00	4.00	5.00
OA	1.29	2.59	3.88	5.18	6.47	OC	1.29	2.59	3.88	5.18	6.47
OB	1.29	2.59	3.88	5.18	6.47	OD	1.29	2.59	3.88	5.18	6.47

	Luminous Intensities [ cd/klm ]									
	0	5	15	25	35	45	55	65	75	85
OA	882.16	797.53	608.71	654.59	590.85	513.84	408.56	259.68	115.63	27.67
OB	882.16	797.53	608.71	654.59	590.85	513.84	408.56	259.68	115.63	27.67
OC	882.16	797.53	608.71	654.59	590.85	513.84	408.56	259.68	115.63	27.67
OD	882.16	797.53	608.71	654.59	590.85	513.84	408.56	259.68	115.63	27.67



5.00	12.94	35	9	
4.00	10.35	55	14	
3.00	7.76	98	25	
2.00	5.18	221	56	
1.00	2.59	882	223	
H[m]	D[m]	Max lux	Med lux	Alpha=52.3°+52.3°      G=0.0°