

Luminaire

Code A005500
Name TOLOMEO MINI LED T C/RILEVAT.MOV.ALL.

Measurerm.

Code FTS2300070-A
Name TOLOMEO MINI LED T C/RILEVAT.MOV.ALL.

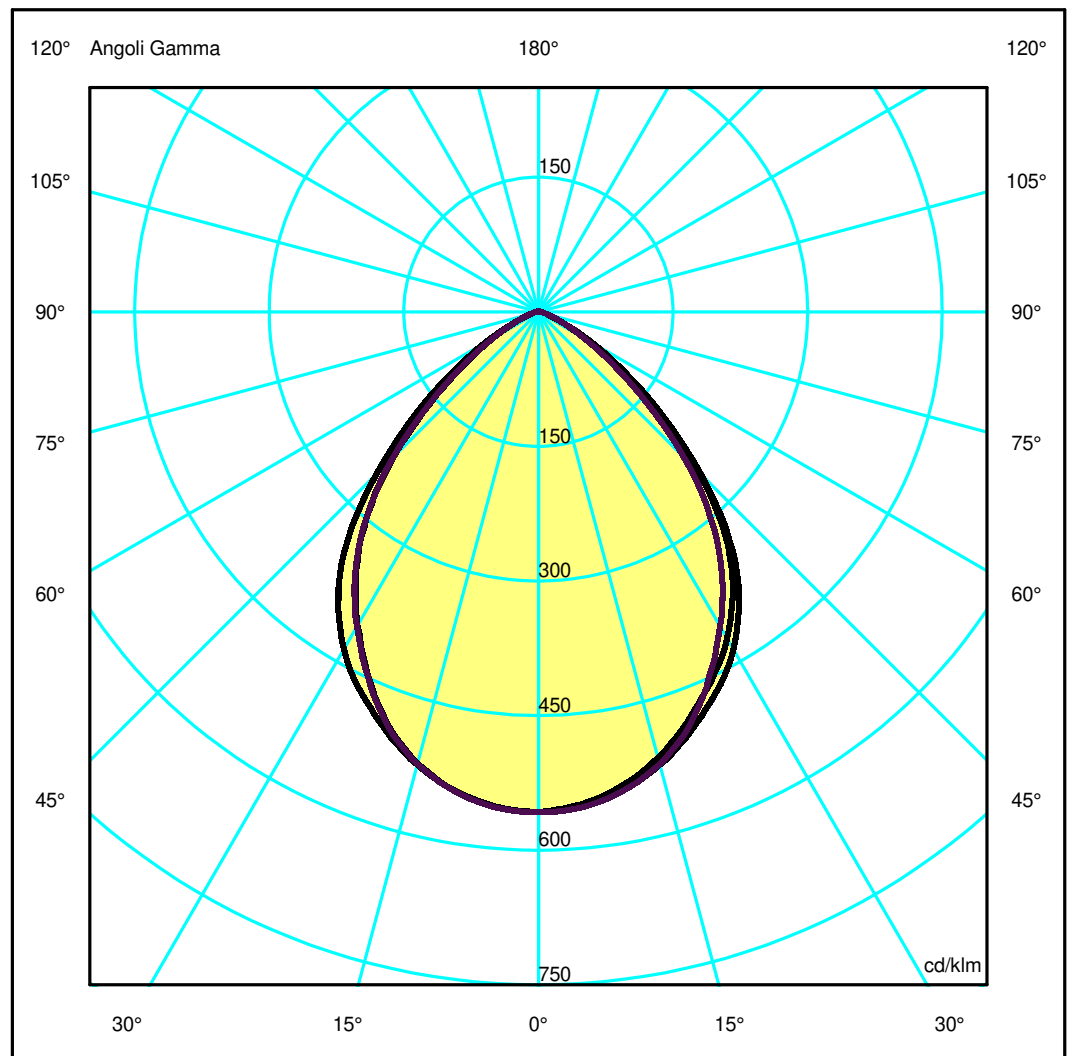
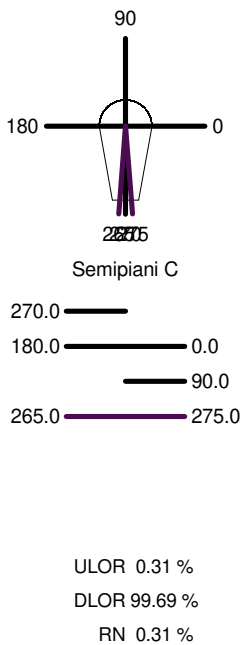
Luminaire Flux	761 lm	Luminaire Power	8.0 W	Efficacy	95.099 lm/W	Efficiency	100.00%
Source Flux	761 lm	Maximum value	557.50 cd/klm	Position	C=275.00 G=1.00	CG	Sym. on planes 270-90
Round Luminaire		Diam.	147 mm	Height	90 mm		
Round Luminous Area		Diam.	90 mm	Height	0 mm		
Horizontal Luminous Area			0.006362 m2	Emitting area on Plane 180°			0.000000 m2
Emitting area on Plane 0°			0.000000 m2	Emitting area on Plane 270°			0.000000 m2
Emitting area on Plane 90°			0.000000 m2	Glare area at 76°			0.001539 m2
Coordinate system		CG Roads		Symmetry Type		Sym. on planes 270-90	
Date		12-05-2022		Maximum Gamma Angle		180	
Measurement Distance		0.00		Measurement Flux		761 lm	

LED Flux=1038lm LED Power=5.5W Eff=73% EfcLed=189lm/W EfcLum=95lm/W CCT=3000K Ra=90 R9=50 SDCM=3 L70(10K)=60000h

C.I.E. 68 95 99 100 100

D DIN 5040

A50



Luminaire

Code A005500
Name TOLOMEO MINI LED T C/RILEVAT.MOV.ALL.

Measurement

Code FTS2300070-A
Name TOLOMEO MINI LED T C/RILEVAT.MOV.ALL.

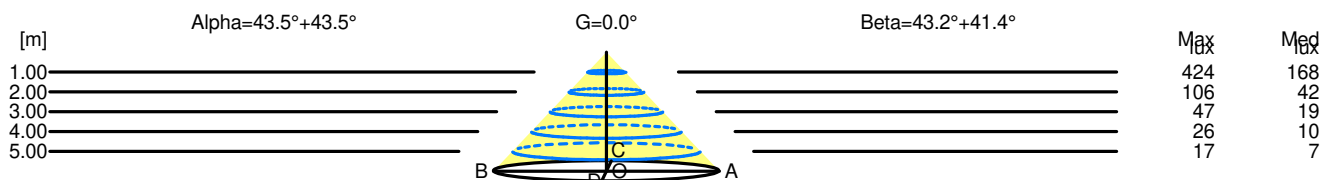
Luminaire Flux	761 lm	Luminaire Power	8.0 W	Efficacy	95.099 lm/W	Efficiency	100.00%
Source Flux	761 lm	Maximum value	557.50 cd/klm	Position	C=275.00 G=1.00	CG Sym. on planes 270-90	
Round Luminaire		Diam.	147 mm	Height	90 mm		
Round Luminous Area		Diam.	90 mm	Height	0 mm		
Horizontal Luminous Area		0.006362 m2		Emitting area on Plane 180°	0.000000 m2		
Emitting area on Plane 0°		0.000000 m2		Emitting area on Plane 270°	0.000000 m2		
Emitting area on Plane 90°		0.000000 m2		Glare area at 76°	0.001539 m2		
Coordinate system		CG Roads		Symmetry Type	Sym. on planes 270-90		
Date		12-05-2022		Maximum Gamma Angle	180		
Measurement Distance		0.00		Measurement Flux	761 lm		
LED Flux=1038lm LED Power=5.5W Eff=73% EfcLed=189lm/W EfcLum=95lm/W CCT=3000K Ra=90 R9=50 SDCM=3 L70(10K)=60000h							
C.I.E.	68 95 99 100 100			D DIN 5040	A50		

Width at 50.00 % of Max Intensity

H[m]	1.00	2.00	3.00	4.00	5.00	H[m]	1.00	2.00	3.00	4.00	5.00
OA	0.95	1.90	2.85	3.80	4.75	OC	0.94	1.88	2.82	3.76	4.70
OB	0.95	1.90	2.85	3.80	4.75	OD	0.88	1.77	2.65	3.53	4.41

Luminous Intensities [cd/klm]

	0	5	15	25	35	45	55	65	75	85
OA	423.89	420.88	397.29	355.99	295.95	194.63	90.12	26.77	7.59	3.54
OB	423.89	420.88	397.29	355.99	295.95	194.63	90.12	26.77	7.59	3.54
OC	423.89	418.91	391.40	345.92	287.13	189.96	80.22	24.89	7.73	3.19
OD	423.89	421.32	396.67	341.39	270.72	173.73	75.23	24.89	7.93	3.10



H[m]	D[m]	Max lux	Med lux	Alpha=43.5°+43.5°	G=0.0
1.00	1.90	424	168		
2.00	3.80	106	42		
3.00	5.70	47	19		
4.00	7.60	26	10		
5.00	9.50	17	7		

H[m]	D[m]	Max lux	Med lux	Beta=41.4°+43.2°	G=0.0
1.00	1.82	424	168		
2.00	3.65	106	42		
3.00	5.47	47	19		
4.00	7.29	26	10		
5.00	9.12	17	7		