

Luminaire

Code AX94004
Name HELGOLAND 120 FIX IP44 2700K WF NRO

Measurem.

Code FTS2600074.
Name HELGOLAND 120 FIX IP44 2700K WF NRO

Luminaire Flux	1144 lm	Luminaire Power	8.5 W	Efficacy	134.588 lm/W	Efficiency	100.00%
Source Flux	1144 lm	Maximum value	2336.93 cd/klm	Position	C=0.00 G=0.00	CG	Rotosymmetrical
Round Luminaire		Diam.	120 mm	Height	12 mm		
Round Luminous Area		Diam.	89 mm	Height	0 mm		
Horizontal Luminous Area		0.006221 m2		Emitting area on Plane 180°		0.000000 m2	
Emitting area on Plane 0°		0.000000 m2		Emitting area on Plane 270°		0.000000 m2	
Emitting area on Plane 90°		0.000000 m2		Glare area at 76°		0.001505 m2	
Coordinate system		CG		Symmetry Type		Rotosymmetrical	
Date		03-12-2024		Maximum Gamma Angle		180	
Measurement Distance		0.00		Measurement Flux		1144 lm	

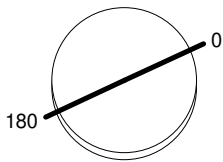
LED Flux=1458lm LED Power=8.5W Eff=78% EfcLed=171lm/W EfcLum=135lm/W CCT=2700K Ra=90 R9=50 SDCM=3 L70(17k)=102000h

C.I.E. 99 100 100 100 100
F UTE --

D DIN 5040
B NBN

A60
BZ 1

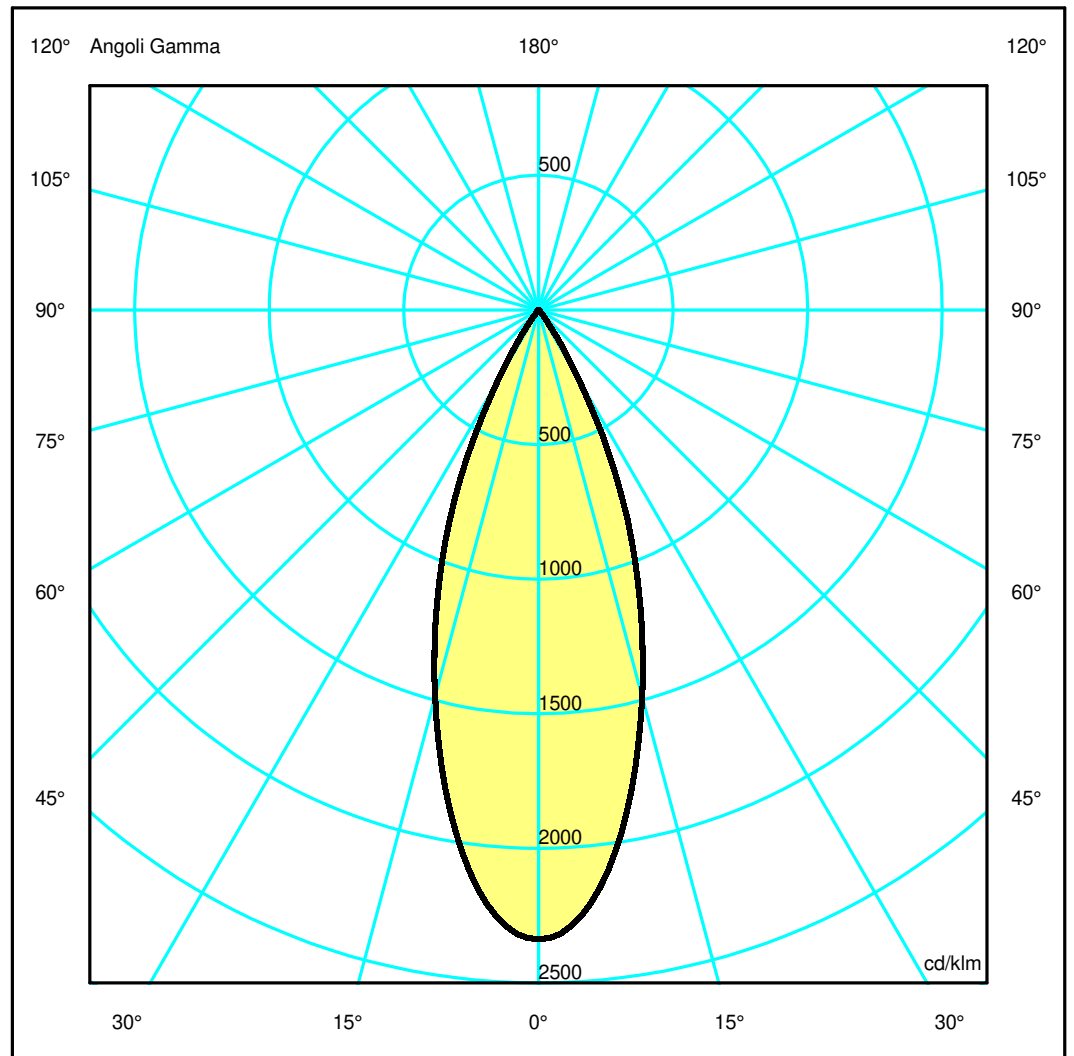
Diam=120mm



Semipiani C

180.0 ——— 0.0

ULOR 0.00 %
DLOR 100.00 %
RN 0.00 %



Luminaire

Code AX94004
Name HELGOLAND 120 FIX IP44 2700K WF NRO

Measurum.

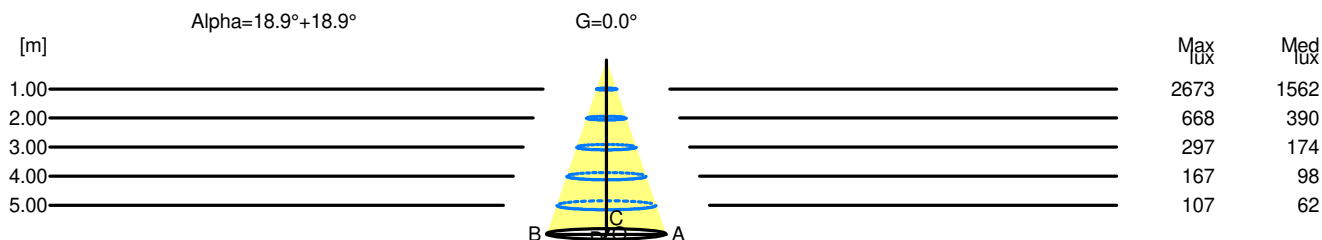
Code FTS2600074.
Name HELGOLAND 120 FIX IP44 2700K WF NRO

Luminaire Flux	1144 lm	Luminaire Power	8.5 W	Efficacy	134.588 lm/W	Efficiency	100.00%
Source Flux	1144 lm	Maximum value	2336.93 cd/klm	Position	C=0.00 G=0.00	CG	Rotosymmetrical
Round Luminaire		Diam.	120 mm	Height	12 mm		
Round Luminous Area		Diam.	89 mm	Height	0 mm		
Horizontal Luminous Area		0.006221 m2		Emitting area on Plane 180°		0.000000 m2	
Emitting area on Plane 0°		0.000000 m2		Emitting area on Plane 270°		0.000000 m2	
Emitting area on Plane 90°		0.000000 m2		Glare area at 76°		0.001505 m2	
Coordinate system		CG		Symmetry Type		Rotosymmetrical	
Date		03-12-2024		Maximum Gamma Angle		180	
Measurement Distance		0.00		Measurement Flux		1144 lm	
LED Flux=1458lm LED Power=8.5W Eff=78% EfcLed=171lm/W EfcLum=135lm/W CCT=2700K Ra=90 R9=50 SDCM=3 L70(17k)=102000h							
C.I.E.	99	100	100	100	100	D DIN 5040	A60
F UTE	--					B NBN	BZ 1

Width at 50.00 % of Max Intensity

H[m]	1.00	2.00	3.00	4.00	5.00	H[m]	1.00	2.00	3.00	4.00	5.00
OA	0.34	0.69	1.03	1.37	1.71	OC	0.34	0.69	1.03	1.37	1.71
OB	0.34	0.69	1.03	1.37	1.71	OD	0.34	0.69	1.03	1.37	1.71

	Luminous Intensities [cd/klm]									
	0	5	15	25	35	45	55	65	75	85
OA	2673.45	2533.12	1700.53	783.15	101.96	10.18	5.27	2.74	0.97	0.29
OB	2673.45	2533.12	1700.53	783.15	101.96	10.18	5.27	2.74	0.97	0.29
OC	2673.45	2533.12	1700.53	783.15	101.96	10.18	5.27	2.74	0.97	0.29
OD	2673.45	2533.12	1700.53	783.15	101.96	10.18	5.27	2.74	0.97	0.29



H[m]	D[m]	Max lux	Med lux	Alpha=18.9°+18.9°	G=0.0
1.00	0.69	2673	1562		
2.00	1.37	668	390		
3.00	2.06	297	174		
4.00	2.74	167	98		
5.00	3.43	107	62		