

Luminaire

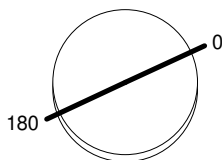
Code AX94804
Name HELGOLAND 120 FIX IP44 2700K FL NRO

Measurem.

Code FTS2600073.
Name HELGOLAND 120 FIX IP44 2700K FL NRO

Luminaire Flux	967 lm	Luminaire Power	8.5 W	Efficacy	113.765 lm/W	Efficiency	100.00%
Source Flux	967 lm	Maximum value	3443.59 cd/klm	Position	C=0.00 G=0.00	CG	Rotosymmetrical
Round Luminaire		Diam.	120 mm	Height	12 mm		
Round Luminous Area		Diam.	89 mm	Height	0 mm		
Horizontal Luminous Area			0.006221 m2	Emitting area on Plane 180°			0.000000 m2
Emitting area on Plane 0°			0.000000 m2	Emitting area on Plane 270°			0.000000 m2
Emitting area on Plane 90°			0.000000 m2	Glare area at 76°			0.001505 m2
Coordinate system		CG		Symmetry Type		Rotosymmetrical	
Date		03-12-2024		Maximum Gamma Angle		180	
Measurement Distance		0.00		Measurement Flux		967 lm	
LED Flux=1458lm LED Power=8.5W Eff=66% EfcLed=171lm/W EfcLum=114lm/W CCT=2700K Ra=90 R9=50 SDCM=3 L70(17k)=102000h							
C.I.E.	96 99 100 100 100			D DIN 5040	A60		
F UTE	1.00 A			B NBN	BZ 1		

Diam=120mm



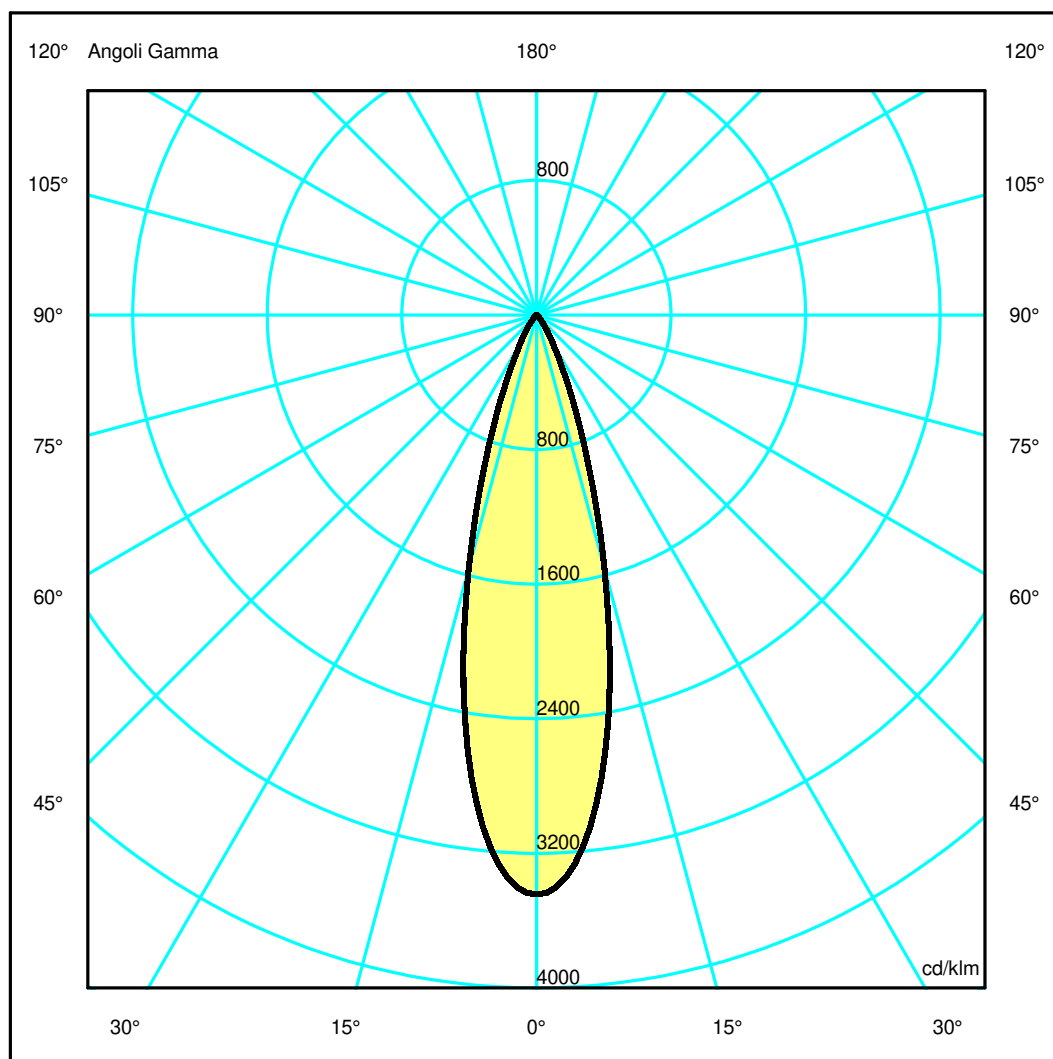
Semipiani C

180.0 ——— 0.0

ULOR 0.00 %

DLOR 100.00 %

RN 0.00 %



Luminaire

Code AX94804
Name HELGOLAND 120 FIX IP44 2700K FL NRO

Measurum.

Code FTS2600073.
Name HELGOLAND 120 FIX IP44 2700K FL NRO

Luminaire Flux	967 lm	Luminaire Power	8.5 W	Efficacy	113.765 lm/W	Efficiency	100.00%
Source Flux	967 lm	Maximum value	3443.59 cd/klm	Position	C=0.00 G=0.00	CG	Rotosymmetrical
Round Luminaire		Diam.	120 mm	Height	12 mm		
Round Luminous Area		Diam.	89 mm	Height	0 mm		
Horizontal Luminous Area		0.006221 m2		Emitting area on Plane 180°		0.000000 m2	
Emitting area on Plane 0°		0.000000 m2		Emitting area on Plane 270°		0.000000 m2	
Emitting area on Plane 90°		0.000000 m2		Glare area at 76°		0.001505 m2	
Coordinate system		CG		Symmetry Type		Rotosymmetrical	
Date		03-12-2024		Maximum Gamma Angle		180	
Measurement Distance		0.00		Measurement Flux		967 lm	

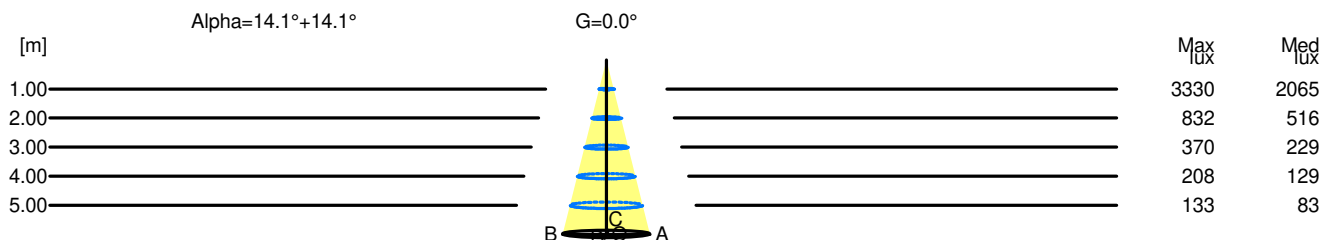
LED Flux=1458lm LED Power=8.5W Eff=66% EfcLed=171lm/W EfcLum=114lm/W CCT=2700K Ra=90 R9=50 SDCM=3 L70(17k)=102000h

C.I.E.	96 99 100 100 100	D DIN 5040	A60
F UTE	1.00 A	B NBN	BZ 1

Width at 50.00 % of Max Intensity

H[m]	1.00	2.00	3.00	4.00	5.00	H[m]	1.00	2.00	3.00	4.00	5.00
OA	0.25	0.50	0.75	1.00	1.25	OC	0.25	0.50	0.75	1.00	1.25
OB	0.25	0.50	0.75	1.00	1.25	OD	0.25	0.50	0.75	1.00	1.25

	Luminous Intensities [cd/klm]									
	0	5	15	25	35	45	55	65	75	85
OA	3329.95	3067.57	1506.24	392.52	86.71	23.72	11.81	6.25	2.08	0.32
OB	3329.95	3067.57	1506.24	392.52	86.71	23.72	11.81	6.25	2.08	0.32
OC	3329.95	3067.57	1506.24	392.52	86.71	23.72	11.81	6.25	2.08	0.32
OD	3329.95	3067.57	1506.24	392.52	86.71	23.72	11.81	6.25	2.08	0.32



H[m]	D[m]	Max lux	Med lux	Alpha=14.1°+14.1°	G=0.0
1.00	0.50	3330	2065		
2.00	1.00	832	516		
3.00	1.50	370	229		
4.00	2.00	208	129		
5.00	2.51	133	83		