

Luminaire

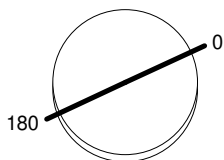
Code AX95104
Name HELGOLAND 120 FIX IP44 4000K FL NRO

Measurem.

Code FTS2600061.
Name HELGOLAND 120 FIX IP44 4000K FL NRO

Luminaire Flux	1026 lm	Luminaire Power	8.5 W	Efficacy	120.706 lm/W	Efficiency	100.00%
Source Flux	1026 lm	Maximum value	3443.59 cd/klm	Position	C=0.00 G=0.00	CG	Rotosymmetrical
Round Luminaire		Diam.	120 mm	Height	12 mm		
Round Luminous Area		Diam.	89 mm	Height	0 mm		
Horizontal Luminous Area			0.006221 m2	Emitting area on Plane 180°			0.000000 m2
Emitting area on Plane 0°			0.000000 m2	Emitting area on Plane 270°			0.000000 m2
Emitting area on Plane 90°			0.000000 m2	Glare area at 76°			0.001505 m2
Coordinate system		CG		Symmetry Type		Rotosymmetrical	
Date		03-12-2024		Maximum Gamma Angle		180	
Measurement Distance		0.00		Measurement Flux		1026 lm	
LED Flux=1546lm LED Power=8.5W Eff=66% EfcLed=182lm/W EfcLum=121lm/W CCT=4000K Ra=90 R9=50 SDCM=3 L70(17k)=102000h							
C.I.E.	96 99 100 100 100			D DIN 5040	A60		
F UTE	1.00 A			B NBN	BZ 1		

Diam=120mm



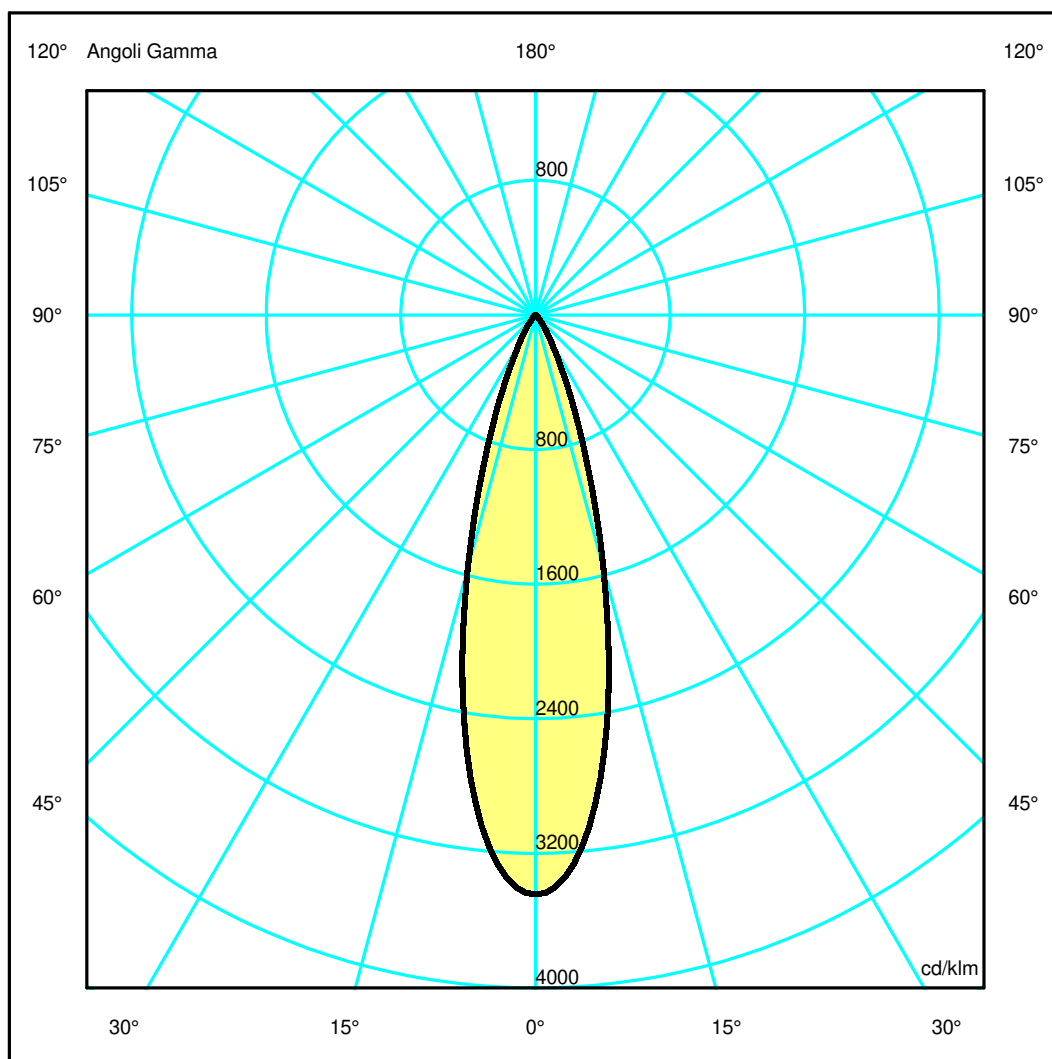
Semipiani C

180.0 ——— 0.0

ULOR 0.00 %

DLOR 100.00 %

RN 0.00 %



Luminaire

Code AX95104
Name HELGOLAND 120 FIX IP44 4000K FL NRO

Measurment.

Code FTS2600061.
Name HELGOLAND 120 FIX IP44 4000K FL NRO

Luminaire Flux	1026 lm	Luminaire Power	8.5 W	Efficacy	120.706 lm/W	Efficiency	100.00%
Source Flux	1026 lm	Maximum value	3443.59 cd/klm	Position	C=0.00 G=0.00	CG	Rotosymmetrical
Round Luminaire		Diam.	120 mm	Height	12 mm		
Round Luminous Area		Diam.	89 mm	Height	0 mm		
Horizontal Luminous Area		0.006221 m2		Emitting area on Plane 180°		0.000000 m2	
Emitting area on Plane 0°		0.000000 m2		Emitting area on Plane 270°		0.000000 m2	
Emitting area on Plane 90°		0.000000 m2		Glare area at 76°		0.001505 m2	
Coordinate system		CG		Symmetry Type		Rotosymmetrical	
Date		03-12-2024		Maximum Gamma Angle		180	
Measurement Distance		0.00		Measurement Flux		1026 lm	

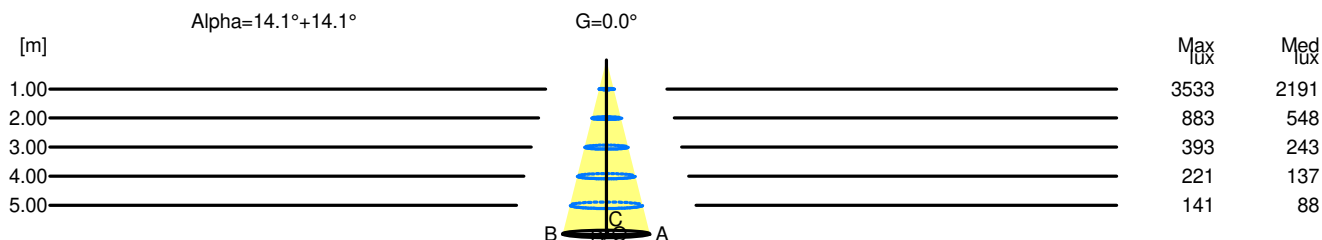
LED Flux=1546lm LED Power=8.5W Eff=66% EfcLed=182lm/W EfcLum=121lm/W CCT=4000K Ra=90 R9=50 SDCM=3 L70(17k)=102000h

C.I.E.	96 99 100 100 100	D DIN 5040	A60
F UTE	1.00 A	B NBN	BZ 1

Width at 50.00 % of Max Intensity

H[m]	1.00	2.00	3.00	4.00	5.00	H[m]	1.00	2.00	3.00	4.00	5.00
OA	0.25	0.50	0.75	1.00	1.25	OC	0.25	0.50	0.75	1.00	1.25
OB	0.25	0.50	0.75	1.00	1.25	OD	0.25	0.50	0.75	1.00	1.25

	Luminous Intensities [cd/klm]									
	0	5	15	25	35	45	55	65	75	85
OA	3533.12	3254.74	1598.15	416.47	92.00	25.17	12.54	6.63	2.21	0.34
OB	3533.12	3254.74	1598.15	416.47	92.00	25.17	12.54	6.63	2.21	0.34
OC	3533.12	3254.74	1598.15	416.47	92.00	25.17	12.54	6.63	2.21	0.34
OD	3533.12	3254.74	1598.15	416.47	92.00	25.17	12.54	6.63	2.21	0.34



H[m]	D[m]	Max lux	Med lux	Alpha=14.1°+14.1°	G=0.0
1.00	0.50	3533	2191		
2.00	1.00	883	548		
3.00	1.50	393	243		
4.00	2.00	221	137		
5.00	2.51	141	88		