

Luminaire

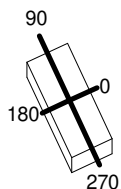
Code M036326_ind
 Name Chocolate Terra LED Indiretta 4000K 1 desk Interactive Dali - bianco

Measurement

Code FTS1400218-A
 Name Chocolate Terra LED Indiretta 4000K 1 desk Interactive Dali - bianco

Luminaire Flux	6700 lm	Luminaire Power	42.0 W	Efficacy	159.524 lm/W	Efficiency	100.00%
Source Flux	6700 lm	Maximum value	408.18 cd/klm	Position	C=0.00 G=180.00	CG	Double Symmetrical
Rectangular Luminaire		Length	590 mm	Width	250 mm	Height	50 mm
Rectangular Luminous Area		Length	590 mm	Width	100 mm	Height	10 mm
Horizontal Luminous Area		0.059000 m2		Emitting area on Plane 180°		0.005900 m2	
Emitting area on Plane 0°		0.005900 m2		Emitting area on Plane 270°		0.001000 m2	
Emitting area on Plane 90°		0.001000 m2		Glare area at 76°		0.019998 m2	
Coordinate system		CG		Symmetry Type		Double Symmetrical	
Date		06-11-2024		Maximum Gamma Angle		180	
Measurement Distance		0.00		Measurement Flux		6700 lm	
LED Flux=6932lm LED Power=37W Eff=97% EfcLed=186lm/W EfcLum=160lm/W CCT=4000K Ra=90 R9=50 SDCM=3 L70(9k)=50000h							
C.I.E.	0 0 0 0 100			D DIN 5040	--		
F UTE	1.00 T			B NBN	BZ 10		

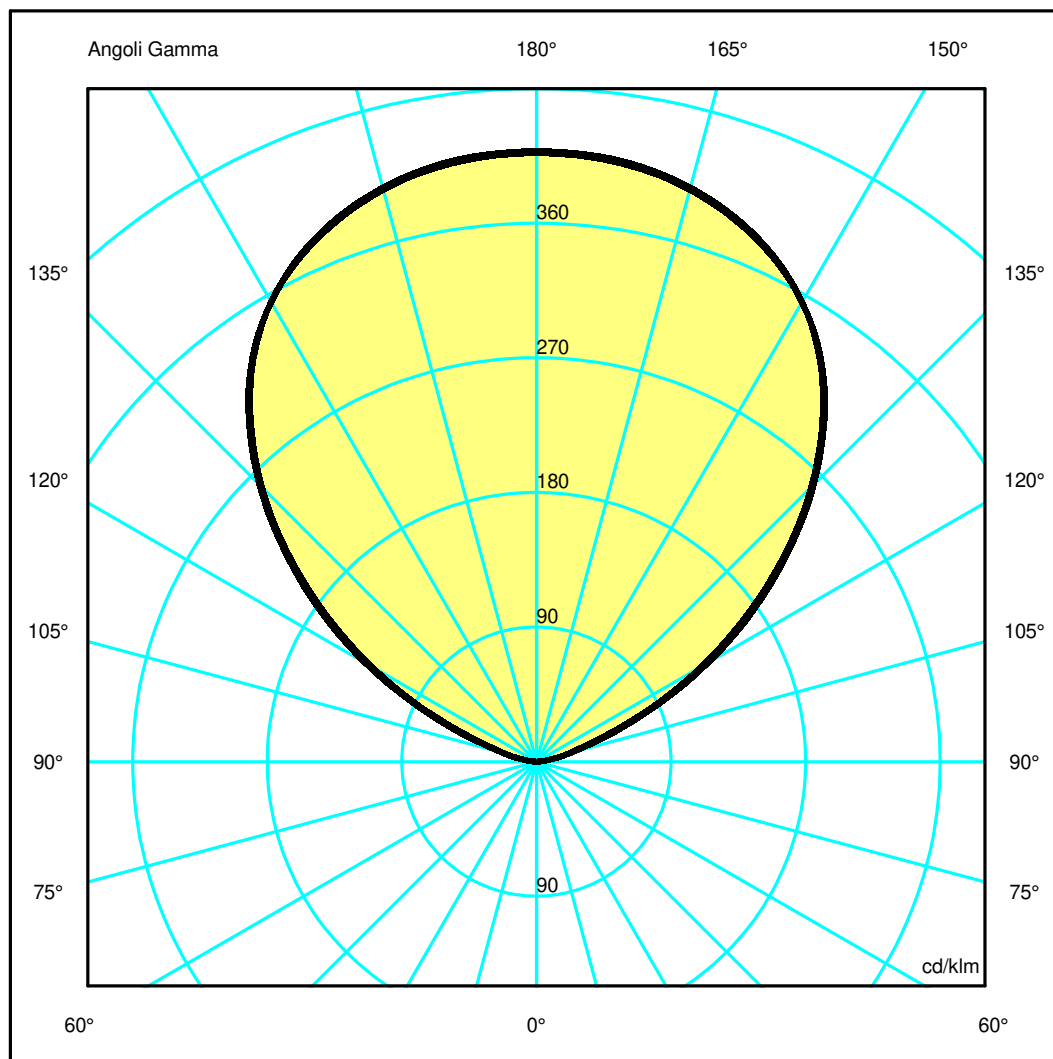
590mm x 250mm



Semipiani C

180.0 ——— 0.0
 270.0 ——— 90.0

ULOR100.00 %
 DLOR 0.00 %
 RN100.00 %



Luminaire

Code M036326_ind
Name Chocolate Terra LED Indiretta 4000K 1 desk Interactive Dali - bianco

Measurem.

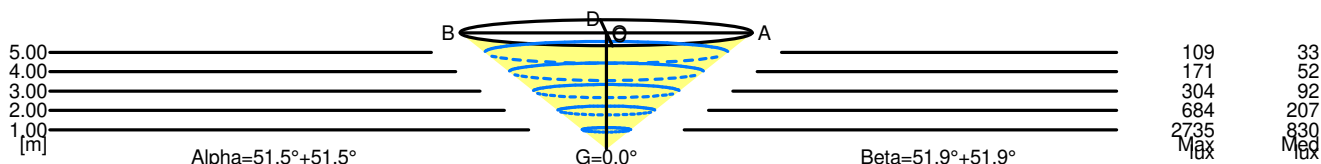
Code FTS1400218-A
Name Chocolate Terra LED Indiretta 4000K 1 desk Interactive Dali - bianco

Luminaire Flux	6700 lm	Luminaire Power	42.0 W	Efficacy	159.524 lm/W	Efficiency	100.00%
Source Flux	6700 lm	Maximum value	408.18 cd/klm	Position	C=0.00 G=180.00	CG	Double Symmetrical
Rectangular Luminaire		Length	590 mm	Width	250 mm	Height	50 mm
Rectangular Luminous Area		Length	590 mm	Width	100 mm	Height	10 mm
Horizontal Luminous Area		0.059000 m2		Emitting area on Plane 180°		0.005900 m2	
Emitting area on Plane 0°		0.005900 m2		Emitting area on Plane 270°		0.001000 m2	
Emitting area on Plane 90°		0.001000 m2		Glare area at 76°		0.019998 m2	
Coordinate system		CG		Symmetry Type		Double Symmetrical	
Date		06-11-2024		Maximum Gamma Angle		180	
Measurement Distance		0.00		Measurement Flux		6700 lm	
LED Flux=6932lm LED Power=37W Eff=97% EfcLed=186lm/W EfcLum=160lm/W CCT=4000K Ra=90 R9=50 SDCM=3 L70(9k)=50000h							
C.I.E.	0 0 0 0 100			D DIN 5040	--		
F UTE	1.00 T			B NBN	BZ 10		

Width at 50.00 % of Max Intensity

H[m]	1.00	2.00	3.00	4.00	5.00	H[m]	1.00	2.00	3.00	4.00	5.00
OA	1.26	2.51	3.77	5.03	6.29	OC	1.28	2.55	3.83	5.10	6.38
OB	1.26	2.51	3.77	5.03	6.29	OD	1.28	2.55	3.83	5.10	6.38

	Luminous Intensities [cd/klm]									
	0	5	15	25	35	45	55	65	75	85
OA	2734.81	2728.88	2662.92	2504.60	2209.63	1739.59	1157.63	559.91	161.38	11.03
OB	2734.81	2728.88	2662.92	2504.60	2209.63	1739.59	1157.63	559.91	161.38	11.03
OC	2726.23	2719.30	2652.30	2497.83	2218.40	1756.54	1188.28	587.69	162.40	15.93
OD	2726.23	2719.30	2652.30	2497.83	2218.40	1756.54	1188.28	587.69	162.40	15.93



5.00	12.57	109	33	
4.00	10.06	171	52	
3.00	7.54	304	92	
2.00	5.03	684	207	
1.00	2.51	2735	830	
H[m]	D[m]	Max lux	Med lux	

5.00	12.76	109	33	
4.00	10.21	171	52	
3.00	7.66	304	92	
2.00	5.10	684	207	
1.00	2.55	2735	830	
H[m]	D[m]	Max lux	Med lux	