

## Luminaire

Code AA50004\_DMX150  
 Name LOT RIFR.SOSP.TRACK.LED R+W NRO - DMX - CH1 150 - CH2 255 - CH3 0 - CH4 0 - CH5 0 - CH6 0

## Measurement

Code FTS1700269  
 Name LOT RIFR.SOSP.TRACK.LED R+W NRO - DMX - CH1 150 - CH2 255 - CH3 0 - CH4 0 - CH5 0 - CH6 0

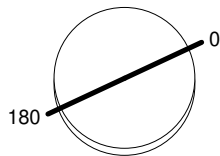
Luminaire Flux	3750.43 lm	Luminaire Power	60.00 W	Efficacy	62.51 lm/W	Efficiency	100.00%
Lamps Flux	3750.43 lm	Maximum value	2171.45 cd/klm	Position	C=0.00 G=0.00	CG	Rotosymmetrical
Round Luminaire		Diam.	185 mm	Height	80 mm		
Round Luminous Area		Diam.	105 mm	Height	0 mm		
Horizontal Luminous Area	0.008659 m2			Emitting area on Plane 180°		0.000000 m2	
Emitting area on Plane 0°	0.000000 m2			Emitting area on Plane 270°		0.000000 m2	
Emitting area on Plane 90°	0.000000 m2			Glare area at 76°		0.002095 m2	
Coordinate system	CG			Symmetry Type		Rotosymmetrical	
Date	17-03-2017			Maximum Gamma Angle		180	
Measurement Distance	0.00			Measurement Flux		3750.43 lm	

Continuous Power=60W Peak Power=85W CCT=2700K Ra=90 SDCM=2 L70(6K)=50000 h

C.I.E. 93 99 100 100 100  
 F UTE 1.00 A

D DIN 5040  
 B NBN  
 A60  
 BZ 1

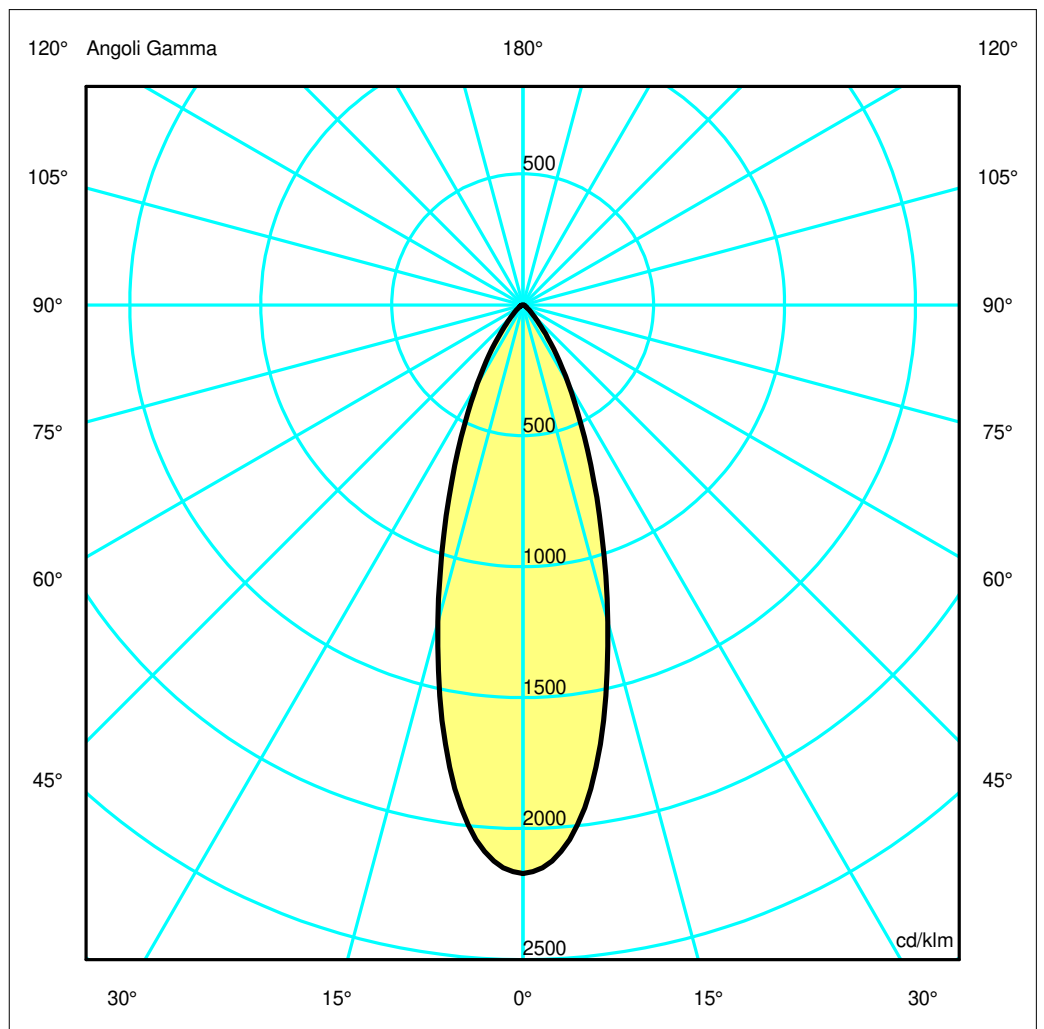
Diam=185mm



Semipiani C

180.0 ——— 0.0

ULOR 0.00 %  
 DLOR 100.00 %  
 RN 0.00 %



## Luminaire

Code AA50004\_DMX150  
 Name LOT RIFR.SOSP.TRACK.LED R+W NRO - DMX - CH1 150 - CH2 255 - CH3 0 - CH4 0 - CH5 0 - CH6 0

## Measurement

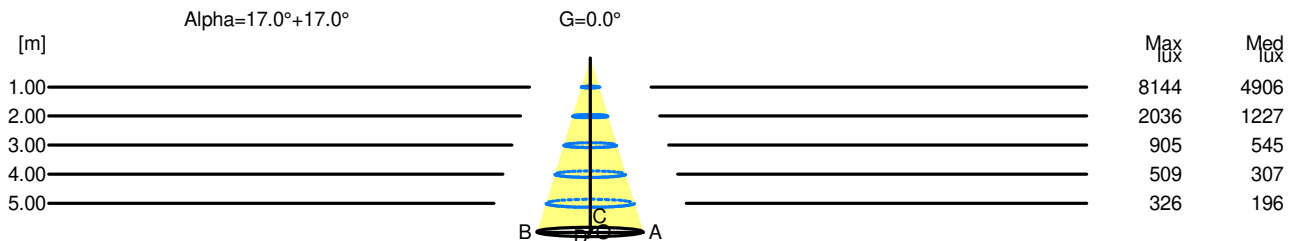
Code FTS1700269  
 Name LOT RIFR.SOSP.TRACK.LED R+W NRO - DMX - CH1 150 - CH2 255 - CH3 0 - CH4 0 - CH5 0 - CH6 0

Luminaire Flux	3750.43 lm	Luminaire Power	60.00 W	Efficacy	62.51 lm/W	Efficiency	100.00%
Lamps Flux	3750.43 lm	Maximum value	2171.45 cd/klm	Position	C=0.00 G=0.00	CG	Rotosymmetrical
Round Luminaire		Diam.	185 mm	Height	80 mm		
Round Luminous Area		Diam.	105 mm	Height	0 mm		
Horizontal Luminous Area	0.008659 m2			Emitting area on Plane 180°	0.000000 m2		
Emitting area on Plane 0°	0.000000 m2			Emitting area on Plane 270°	0.000000 m2		
Emitting area on Plane 90°	0.000000 m2			Glare area at 76°	0.002095 m2		
Coordinate system	CG			Symmetry Type	Rotosymmetrical		
Date	17-03-2017			Maximum Gamma Angle	180		
Measurement Distance	0.00			Measurement Flux	3750.43 lm		
Continuous Power=60W Peak Power=85W CCT=2700K Ra=90 SDCM=2 L70(6K)=50000 h							
C.I.E.	93 99 100 100 100			D DIN 5040	A60		
F UTE	1.00 A			B NBN	BZ 1		

### Width at 50.00 % of Max Intensity

H[m]	1.00	2.00	3.00	4.00	5.00	H[m]	1.00	2.00	3.00	4.00	5.00
OA	0.30	0.61	0.91	1.22	1.52	OC	0.30	0.61	0.91	1.22	1.52
OB	0.30	0.61	0.91	1.22	1.52	OD	0.30	0.61	0.91	1.22	1.52

	Luminous Intensities [ cd/klm]									
	0	5	15	25	35	45	55	65	75	85
OA	8143.88	7686.30	4703.34	2086.06	768.54	219.07	81.50	35.28	14.54	3.85
OB	8143.88	7686.30	4703.34	2086.06	768.54	219.07	81.50	35.28	14.54	3.85
OC	8143.88	7686.30	4703.34	2086.06	768.54	219.07	81.50	35.28	14.54	3.85
OD	8143.88	7686.30	4703.34	2086.06	768.54	219.07	81.50	35.28	14.54	3.85



H[m]	D[m]	Max lux	Med lux	Alpha=17.0°+17.0°	G=0.0
1.00	0.61	8144	4906		
2.00	1.22	2036	1227		
3.00	1.83	905	545		
4.00	2.44	509	307		
5.00	3.05	326	196		