

Luminaire

Code A246510
Name NUR MINI LED plafone nero

Measurerm.

Code FTS1700367
Name NUR MINI LED plafone nero

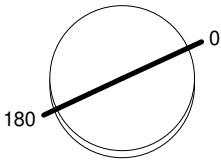
Luminaire Flux	1287 lm	Luminaire Power	30.0 W	Efficacy	42.901 lm/W	Efficiency	100.00%
Source Flux	1287 lm	Maximum value	391.61 cd/klm	Position	C=0.00 G=0.00	CG	Rotosymmetrical
Round Luminaire		Diam.	365 mm	Height	283 mm		
Round Luminous Area		Diam.	350 mm	Height	0 mm		
Horizontal Luminous Area		0.096211 m ²		Emitting area on Plane 180°		0.000000 m ²	
Emitting area on Plane 0°		0.000000 m ²		Emitting area on Plane 270°		0.000000 m ²	
Emitting area on Plane 90°		0.000000 m ²		Glare area at 76°		0.023276 m ²	
Coordinate system		CG		Symmetry Type		Rotosymmetrical	
Date		17-05-2017		Maximum Gamma Angle		180	
Measurement Distance		0.00		Measurement Flux		1287 lm	

LED Flux=2751,9lm LED Power=25W Eff=47% EfcLed=110lm/W EfcLum=43lm/W Ra=90 SDCM=2 L70(6K)=36300h

C.I.E. 51 82 96 100 100
F UTE 1.00 D

D DIN 5040 A40
B NBN BZ 4

Diam=365mm



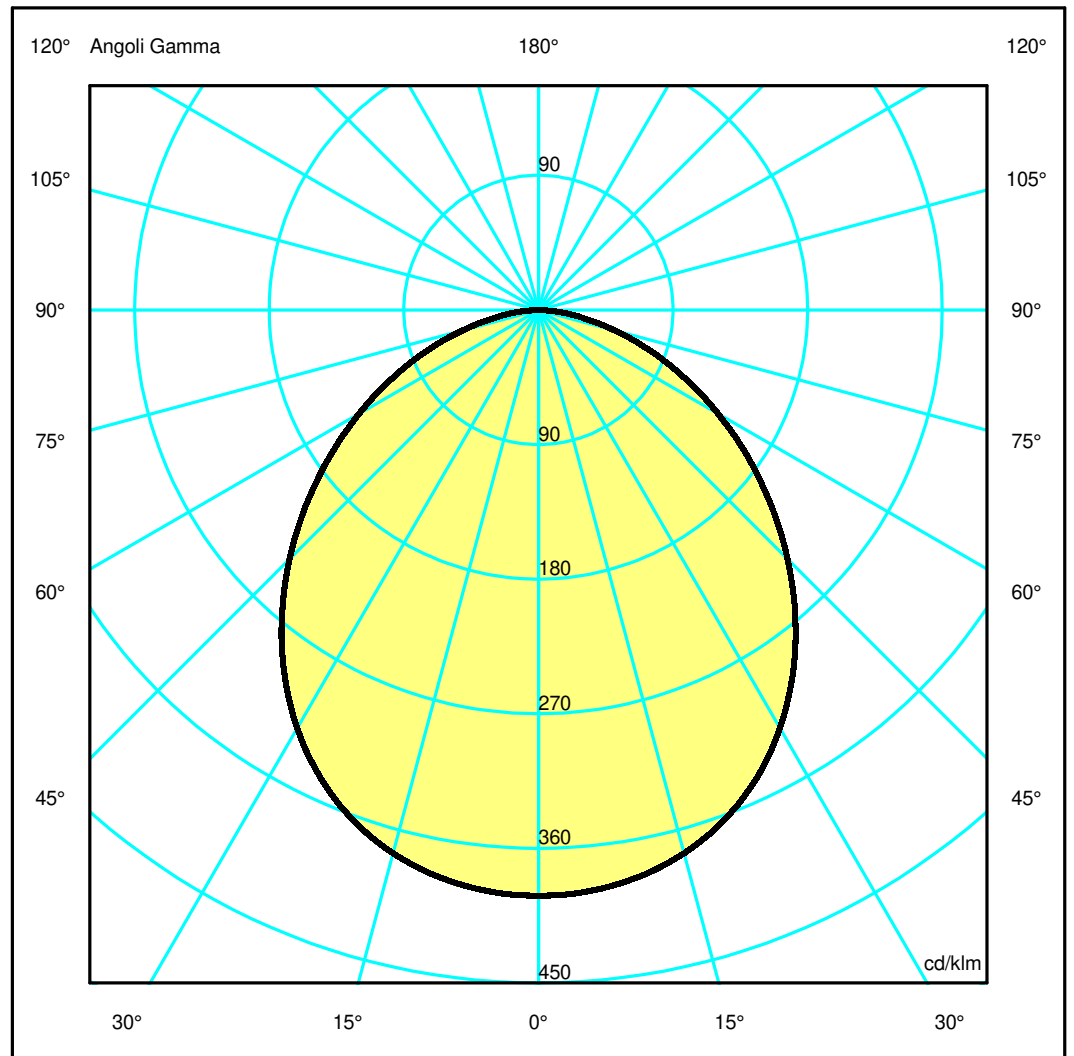
Sempiani C

180.0 ——— 0.0

ULOR 0.02 %

DLOR 99.98 %

RN 0.02 %



Luminaire

Code A246510
Name NUR MINI LED plafone nero

Measurerm.

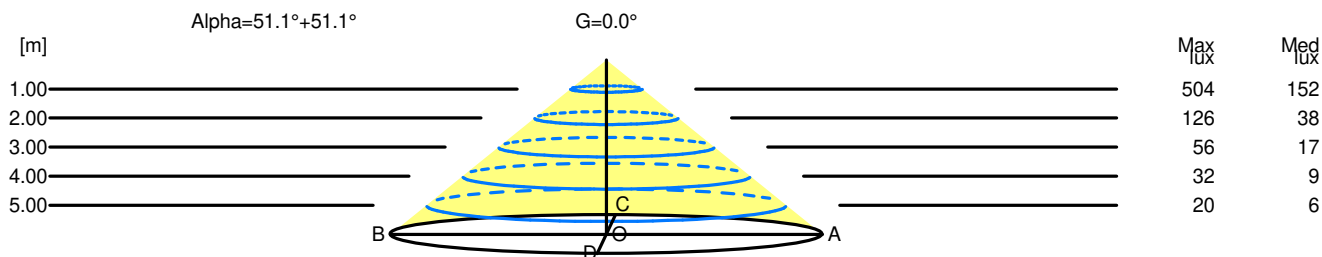
Code FTS1700367
Name NUR MINI LED plafone nero

Luminaire Flux	1287 lm	Luminaire Power	30.0 W	Efficacy	42.901 lm/W	Efficiency	100.00%
Source Flux	1287 lm	Maximum value	391.61 cd/klm	Position	C=0.00 G=0.00	CG	Rotosymmetrical
Round Luminaire		Diam.	365 mm	Height	283 mm		
Round Luminous Area		Diam.	350 mm	Height	0 mm		
Horizontal Luminous Area		0.096211 m2		Emitting area on Plane 180°		0.000000 m2	
Emitting area on Plane 0°		0.000000 m2		Emitting area on Plane 270°		0.000000 m2	
Emitting area on Plane 90°		0.000000 m2		Glare area at 76°		0.023276 m2	
Coordinate system		CG		Symmetry Type		Rotosymmetrical	
Date		17-05-2017		Maximum Gamma Angle		180	
Measurement Distance		0.00		Measurement Flux		1287 lm	
LED Flux=2751,9lm LED Power=25W Eff=47% EfcLed=110lm/W EfcLum=43lm/W Ra=90 SDCM=2 L70(6K)=36300h							
C.I.E.	51 82 96 100 100			D DIN 5040	A40		
F UTE	1.00 D			B NBN	BZ 4		

Width at 50.00 % of Max Intensity

H[m]	1.00	2.00	3.00	4.00	5.00	H[m]	1.00	2.00	3.00	4.00	5.00
OA	1.24	2.48	3.72	4.96	6.20	OC	1.24	2.48	3.72	4.96	6.20
OB	1.24	2.48	3.72	4.96	6.20	OD	1.24	2.48	3.72	4.96	6.20

	Luminous Intensities [cd/klm]									
	0	5	15	25	35	45	55	65	75	85
OA	504.01	501.95	484.00	444.27	381.59	303.10	219.43	139.20	67.99	16.99
OB	504.01	501.95	484.00	444.27	381.59	303.10	219.43	139.20	67.99	16.99
OC	504.01	501.95	484.00	444.27	381.59	303.10	219.43	139.20	67.99	16.99
OD	504.01	501.95	484.00	444.27	381.59	303.10	219.43	139.20	67.99	16.99



H[m]	D[m]	Max lux	Med lux	Alpha=51.1°+51.1°	G=0.0
1.00	2.48	504	152		
2.00	4.96	126	38		
3.00	7.43	56	17		
4.00	9.91	32	9		
5.00	12.39	20	6		