

## Luminaire

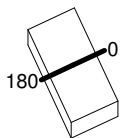
Code M200502  
Name PAD WIDE FLOOD kit per Algoritmo System 4000K

## Measurem.

Code FTS1502318  
Name PAD WIDE FLOOD kit per Algoritmo System 4000K

Luminaire Flux	855.00 lm	Luminaire Power	14.50 W	Efficacy	58.97 lm/W	Efficiency	100.00%
Lamps Flux	855.00 lm	Maximum value	1855.13 cd/klm	Position	C=0.00 G=0.00	CG	Rotosymmetrical
Rectangular Luminaire		Length	170 mm	Width	85 mm	Height	12 mm
Rectangular Luminous Area		Length	100 mm	Width	80 mm	Height	0 mm
Horizontal Luminous Area	0.008000 m2			Emitting area on Plane 180°			0.000000 m2
Emitting area on Plane 0°	0.000000 m2			Emitting area on Plane 270°			0.000000 m2
Emitting area on Plane 90°	0.000000 m2			Glare area at 76°			0.001935 m2
Coordinate system	CG			Symmetry Type			Rotosymmetrical
Date	03-03-2015			Maximum Gamma Angle			90
Measurement Distance	0.00			Measurement Flux			855.00 lm
4000K - I <sub>max</sub> =1855 cd/klm - LED Flux=1060 lm - LED Power=12 W - Eff=81% - EfcLED=88.2 lm/W - EfcLum=59.1 lm/W Ra=80 min -SDCM=4- Life=L70(14K)>81600 ore							
C.I.E.	83 93 98 100 100			D DIN 5040	A60		
F UTE	1.00 B			B NBN	BZ 1		

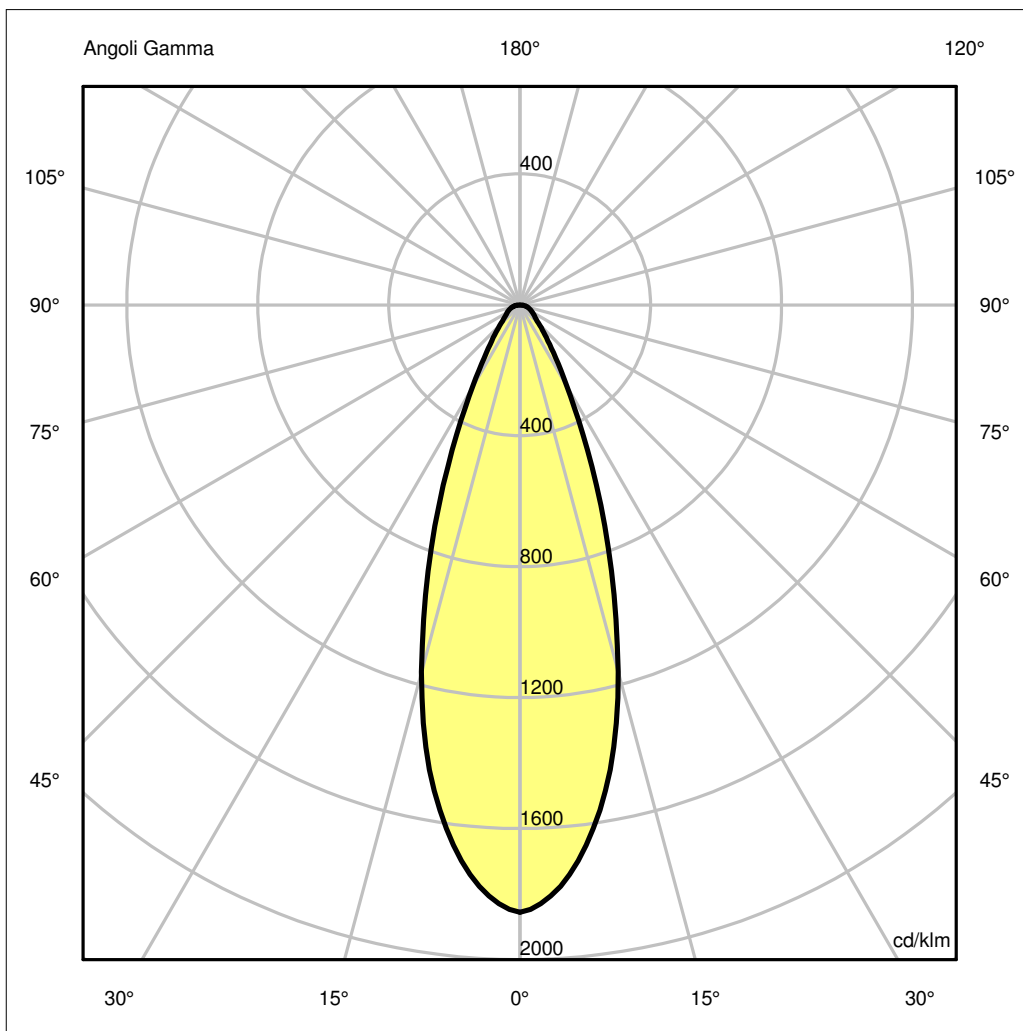
170mm x 85mm



Semipiani C

180.0 ——— 0.0

ULOR 0.00 %  
DLOR 100.00 %  
RN 0.00 %



## Luminaire

Code M200502  
Name PAD WIDE FLOOD kit per Algoritmo System 4000K

## Measurement

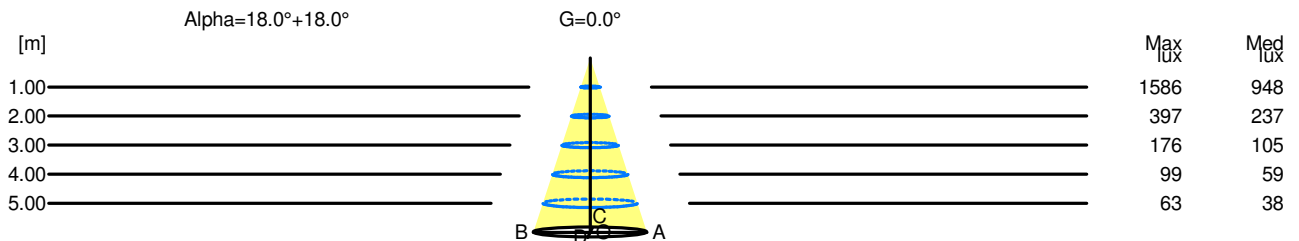
Code FTS1502318  
Name PAD WIDE FLOOD kit per Algoritmo System 4000K

Luminaire Flux	855.00 lm	Luminaire Power	14.50 W	Efficacy	58.97 lm/W	Efficiency	100.00%
Lamps Flux	855.00 lm	Maximum value	1855.13 cd/klm	Position	C=0.00 G=0.00	CG	Rotosymmetrical
Rectangular Luminaire		Length	170 mm	Width	85 mm	Height	12 mm
Rectangular Luminous Area		Length	100 mm	Width	80 mm	Height	0 mm
Horizontal Luminous Area		0.008000 m2		Emitting area on Plane 180°		0.000000 m2	
Emitting area on Plane 0°		0.000000 m2		Emitting area on Plane 270°		0.000000 m2	
Emitting area on Plane 90°		0.000000 m2		Glare area at 76°		0.001935 m2	
Coordinate system		CG		Symmetry Type		Rotosymmetrical	
Date		03-03-2015		Maximum Gamma Angle		90	
Measurement Distance		0.00		Measurement Flux		855.00 lm	
4000K - I <sub>max</sub> =1855 cd/klm - LED Flux=1060 lm - LED Power=12 W - Eff=81% - EfcLED=88.2 lm/W - EfcLum=59.1 lm/W Ra=80 min -SDCM=4- Life=L70(14K)>81600 ore							
C.I.E.	83 93 98 100 100			D DIN 5040	A60		
F UTE	1.00 B			B NBN	BZ 1		

### Width at 50.00 % of Max Intensity

H[m]	1.00	2.00	3.00	4.00	5.00	H[m]	1.00	2.00	3.00	4.00	5.00
OA	0.33	0.65	0.98	1.30	1.63	OC	0.33	0.65	0.98	1.30	1.63
OB	0.33	0.65	0.98	1.30	1.63	OD	0.33	0.65	0.98	1.30	1.63

	Luminous Intensities [ cd/klm]									
	0	5	15	25	35	45	55	65	75	85
OA	1586.13	1493.18	992.21	418.36	153.04	71.33	43.86	30.87	19.95	6.84
OB	1586.13	1493.18	992.21	418.36	153.04	71.33	43.86	30.87	19.95	6.84
OC	1586.13	1493.18	992.21	418.36	153.04	71.33	43.86	30.87	19.95	6.84
OD	1586.13	1493.18	992.21	418.36	153.04	71.33	43.86	30.87	19.95	6.84



H[m]	D[m]	Max lux	Med lux	Alpha=18.0°+18.0°	G=0.0
1.00	0.65	1586	948		
2.00	1.30	397	237		
3.00	1.95	176	105		
4.00	2.61	99	59		
5.00	3.26	63	38		