

Luminaire

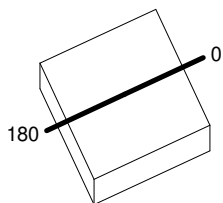
Code AF00701+AF95004
 Name SHARP RECESSED TRIM 1X 3W 940 WIDE FLOOD WHITE EXT.DRV + SCREEN 1X BLACK

Measurem.

Code FTS1603135
 Name SHARP RECESSED TRIM 1X 3W 940 WIDE FLOOD WHITE EXT.DRV + SCREEN 1X BLACK

Luminaire Flux	198.81 lm	Luminaire Power	3.00 W	Efficacy	66.27 lm/W	Efficiency	100.00%
Lamps Flux	198.81 lm	Maximum value	2630.91 cd/klm	Position	C=0.00 G=0.00	CG	Rotosymmetrical
Rectangular Luminaire		Length	40 mm	Width	40 mm	Height	55 mm
Rectangular Luminous Area		Length	37 mm	Width	37 mm	Height	0 mm
Horizontal Luminous Area		0.001369 m2		Emitting area on Plane 180°		0.000000 m2	
Emitting area on Plane 0°		0.000000 m2		Emitting area on Plane 270°		0.000000 m2	
Emitting area on Plane 90°		0.000000 m2		Glare area at 76°		0.000331 m2	
Coordinate system		CG		Symmetry Type		Rotosymmetrical	
Date		16-02-2017		Maximum Gamma Angle		180	
Measurement Distance		0.00		Measurement Flux		198.81 lm	
LED Flux=283,99lm LED Power=3W Eff=70% EfcLed=95lm/W EfcLum=66lm/W Ra=90 SDCM=2 L90(20K)=118000h							
C.I.E.	99	100	100	100	D DIN 5040	A60	
F UTE	--				B NBN	BZ 1	

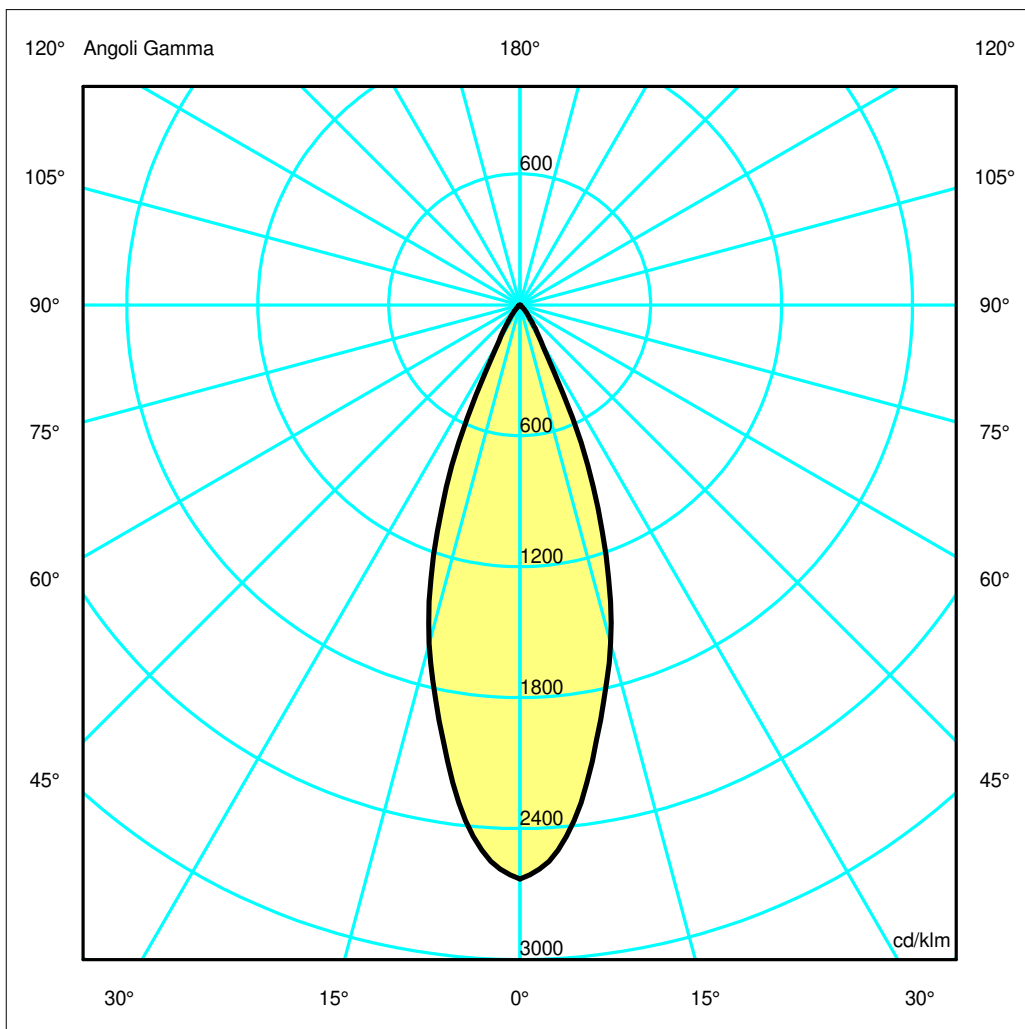
40mm x 40mm



Semipiani C

180.0 — 0.0

ULOR 0.00 %
 DLOR 100.00 %
 RN 0.00 %



Luminaire

Code AF00701+AF95004
 Name SHARP RECESSED TRIM 1X 3W 940 WIDE FLOOD WHITE EXT.DRV + SCREEN 1X BLACK

Measurerm.

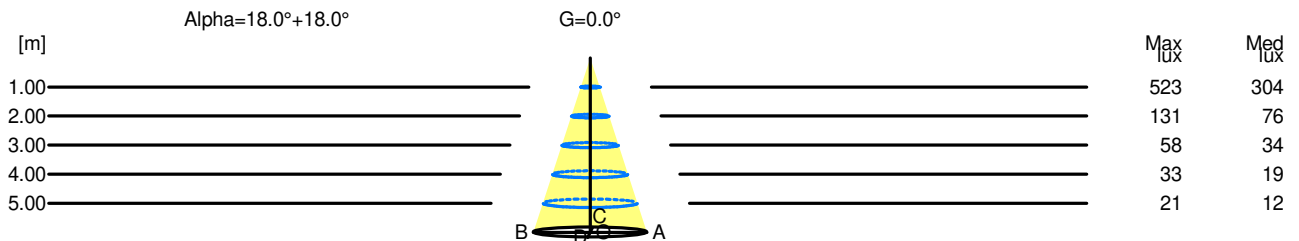
Code FTS1603135
 Name SHARP RECESSED TRIM 1X 3W 940 WIDE FLOOD WHITE EXT.DRV + SCREEN 1X BLACK

Luminaire Flux	198.81 lm	Luminaire Power	3.00 W	Efficacy	66.27 lm/W	Efficiency	100.00%
Lamps Flux	198.81 lm	Maximum value	2630.91 cd/klm	Position	C=0.00 G=0.00	CG	Rotosymmetrical
Rectangular Luminaire		Length	40 mm	Width	40 mm	Height	55 mm
Rectangular Luminous Area		Length	37 mm	Width	37 mm	Height	0 mm
Horizontal Luminous Area		0.001369 m2		Emitting area on Plane 180°		0.000000 m2	
Emitting area on Plane 0°		0.000000 m2		Emitting area on Plane 270°		0.000000 m2	
Emitting area on Plane 90°		0.000000 m2		Glare area at 76°		0.000331 m2	
Coordinate system		CG		Symmetry Type		Rotosymmetrical	
Date		16-02-2017		Maximum Gamma Angle		180	
Measurement Distance		0.00		Measurement Flux		198.81 lm	
LED Flux=283,99lm LED Power=3W Eff=70% EfcLed=95lm/W EfcLum=66lm/W Ra=90 SDCM=2 L90(20K)=118000h							
C.I.E.	99	100	100	100	100	D DIN 5040	A60
F UTE	--					B NBN	BZ 1

Width at 50.00 % of Max Intensity

H[m]	1.00	2.00	3.00	4.00	5.00	H[m]	1.00	2.00	3.00	4.00	5.00
OA	0.33	0.65	0.98	1.30	1.63	OC	0.33	0.65	0.98	1.30	1.63
OB	0.33	0.65	0.98	1.30	1.63	OD	0.33	0.65	0.98	1.30	1.63

	Luminous Intensities [cd/klm]									
	0	5	15	25	35	45	55	65	75	85
OA	523.05	485.89	319.50	113.90	19.36	3.90	0.46	0.06	0.00	0.00
OB	523.05	485.89	319.50	113.90	19.36	3.90	0.46	0.06	0.00	0.00
OC	523.05	485.89	319.50	113.90	19.36	3.90	0.46	0.06	0.00	0.00
OD	523.05	485.89	319.50	113.90	19.36	3.90	0.46	0.06	0.00	0.00



H[m]	D[m]	Max lux	Med lux	Alpha=18.0°+18.0°	G=0.0
1.00	0.65	523	304		
2.00	1.30	131	76		
3.00	1.95	58	34		
4.00	2.60	33	19		
5.00	3.25	21	12		