

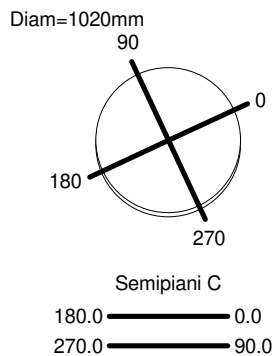
Luminaire

Code 1013020A
Name SILENT FIELD S 2.0 DIR+IND BCO

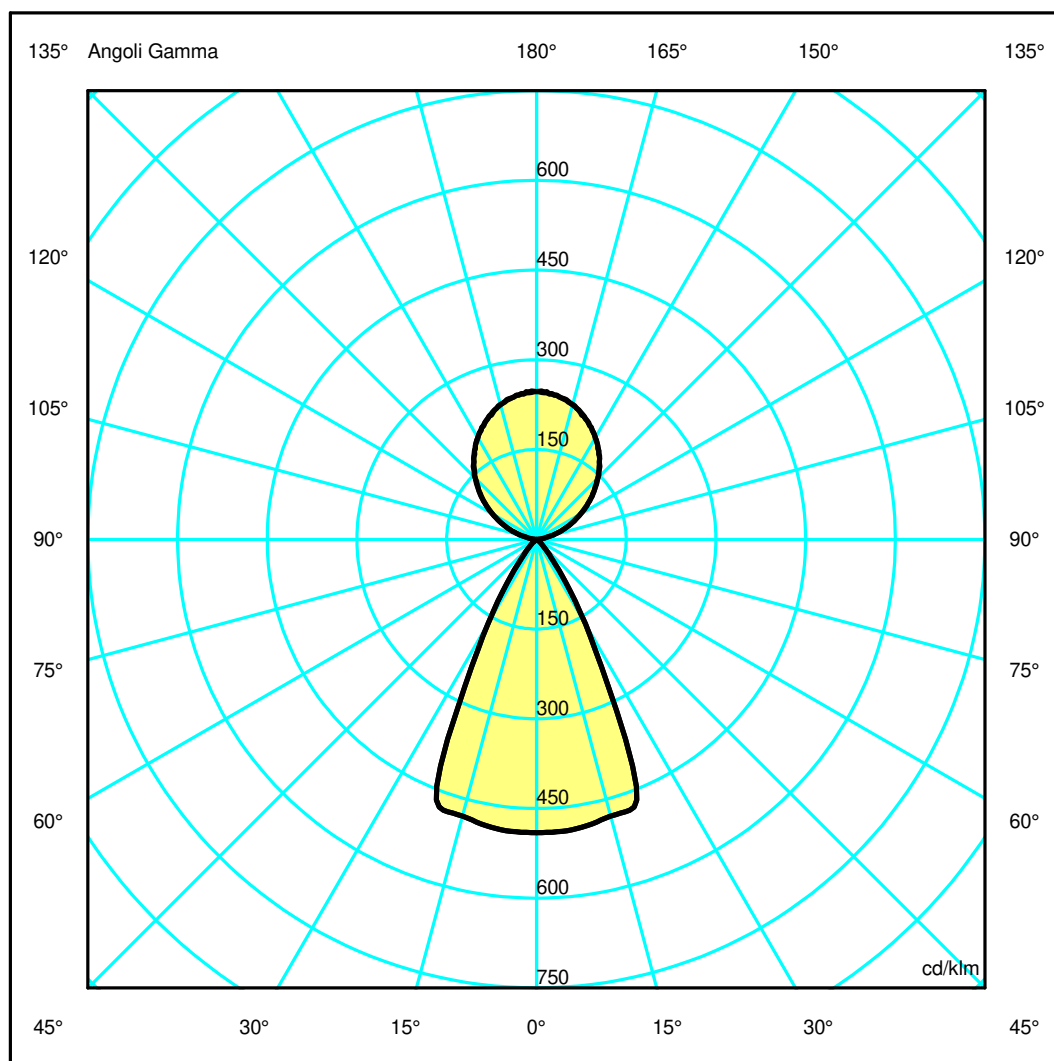
Measurement

Code FTS1802412
Name SILENT FIELD S 2.0 DIR+IND BCO

Luminaire Flux	5276.15 lm	Luminaire Power	75.00 W	Efficacy	70.35 lm/W	Efficiency	100.00%
Sources Flux	5276.15 lm	Maximum value	490.25 cd/klm	Position	C=0.00 G=0.00	CG	Double Symmetrical
Round Luminaire		Diam.	1020 mm	Height	60 mm		
Round Luminous Area		Diam.	240 mm	Height	0 mm		
Horizontal Luminous Area			0.045239 m ²	Emitting area on Plane 180°			0.000000 m ²
Emitting area on Plane 0°			0.000000 m ²	Emitting area on Plane 270°			0.000000 m ²
Emitting area on Plane 90°			0.000000 m ²	Glare area at 76°			0.010944 m ²
Coordinate system		CG		Symmetry Type		Double Symmetrical	
Date		18-12-2018		Maximum Gamma Angle		180	
Measurement Distance		0.00		Measurement Flux		5276.15 lm	
LED Flux=7016,8lm LED Power=69W Eff=75% EfcLed=102lm/W EfcLum=70lm/W CCT=3000K Ra=90 SDCM=2 L70(6K)=50000h							
C.I.E.	97 100 100 40 100			D DIN 5040		D62	
F UTE	0.40 A + 0.60 T			B NBN		BZ 1	



ULOR 60.49 %
DLOR 39.51 %
RN 60.49 %



Luminaire

Code 1013020A
Name SILENT FIELD S 2.0 DIR+IND BCO

Measurerm.

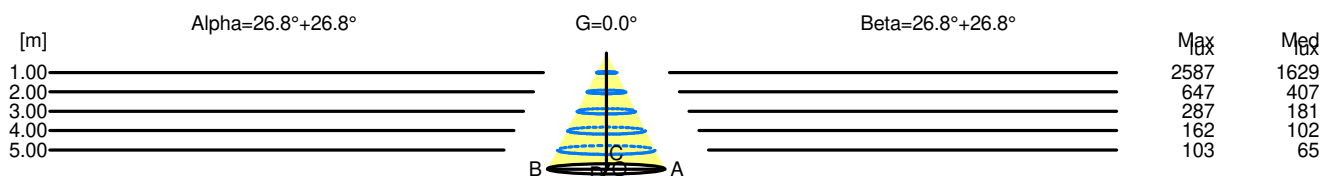
Code FTS1802412
Name SILENT FIELD S 2.0 DIR+IND BCO

Luminaire Flux	5276.15 lm	Luminaire Power	75.00 W	Efficacy	70.35 lm/W	Efficiency	100.00%
Sources Flux	5276.15 lm	Maximum value	490.25 cd/klm	Position	C=0.00 G=0.00	CG	Double Symmetrical
Round Luminaire		Diam.	1020 mm	Height	60 mm		
Round Luminous Area		Diam.	240 mm	Height	0 mm		
Horizontal Luminous Area			0.045239 m2	Emitting area on Plane 180°			0.000000 m2
Emitting area on Plane 0°			0.000000 m2	Emitting area on Plane 270°			0.000000 m2
Emitting area on Plane 90°			0.000000 m2	Glare area at 76°			0.010944 m2
Coordinate system		CG		Symmetry Type			Double Symmetrical
Date		18-12-2018		Maximum Gamma Angle			180
Measurement Distance		0.00		Measurement Flux			5276.15 lm
LED Flux=7016,8lm LED Power=69W Eff=75% EfcLed=102lm/W EfcLum=70lm/W CCT=3000K Ra=90 SDCM=2 L70(6K)=50000h							
C.I.E.	97 100 100 40 100			D DIN 5040	D62		
F UTE	0.40 A + 0.60 T			B NBN	BZ 1		

Width at 50.00 % of Max Intensity

H[m]	1.00	2.00	3.00	4.00	5.00	H[m]	1.00	2.00	3.00	4.00	5.00
OA	0.51	1.01	1.52	2.02	2.53	OC	0.51	1.01	1.52	2.02	2.53
OB	0.51	1.01	1.52	2.02	2.53	OD	0.51	1.01	1.52	2.02	2.53

	Luminous Intensities [cd/klm]									
	0	5	15	25	35	45	55	65	75	85
OA	2586.65	2584.15	2526.36	1667.21	393.28	81.24	20.10	3.90	0.89	0.42
OB	2586.65	2584.15	2526.36	1667.21	393.28	81.24	20.10	3.90	0.89	0.42
OC	2586.65	2584.15	2526.36	1667.21	393.28	81.24	20.10	3.90	0.89	0.42
OD	2586.65	2584.15	2526.36	1667.21	393.28	81.24	20.10	3.90	0.89	0.42



H[m]	D[m]	Max lux	Med lux	Alpha=26.8°+26.8°	G=0.0
1.00	1.01	2587	1629		
2.00	2.02	647	407		
3.00	3.03	287	181		
4.00	4.04	162	102		
5.00	5.06	103	65		

H[m]	D[m]	Max lux	Med lux	Beta=26.8°+26.8°	G=0.0
1.00	1.01	2587	1629		
2.00	2.02	647	407		
3.00	3.03	287	181		
4.00	4.04	162	102		
5.00	5.06	103	65		