

Luminaire

Code M248221
Name TAGORA 570 SOFFITTO LED DIMMERABILE DALI 3000K BEIGE/BIANCO

Measurement

Code FTS2200121
Name TAGORA 570 SOFFITTO LED DIMMERABILE DALI 3000K BEIGE/BIANCO

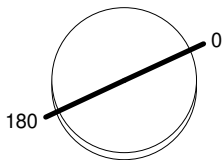
Luminaire Flux	4309 lm	Luminaire Power	54.0 W	Efficacy	79.793 lm/W	Efficiency	100.00%
Source Flux	4309 lm	Maximum value	398.55 cd/klm	Position	C=0.00 G=0.00	CG	Rotosymmetrical
Round Luminaire		Diam.	570 mm	Height	195 mm		
Round Luminous Area		Diam.	475 mm	Height	0 mm		
Horizontal Luminous Area			0.177205 m2	Emitting area on Plane 180°			0.000000 m2
Emitting area on Plane 0°			0.000000 m2	Emitting area on Plane 270°			0.000000 m2
Emitting area on Plane 90°			0.000000 m2	Glare area at 76°			0.042870 m2
Coordinate system		CG		Symmetry Type		Rotosymmetrical	
Date		25-02-2022		Maximum Gamma Angle		180	
Measurement Distance		0.00		Measurement Flux		4309 lm	

LED Flux=8406lm LED Power=50W Eff=51% EfcLed=169lm/W EfcLum=80lm/W CCT=3000K Ra=80 SDCM=3 L70(6K)=50000h

C.I.E. 53 85 98 100 100
F UTE 1.00 D

D DIN 5040 A40
B NBN BZ 4

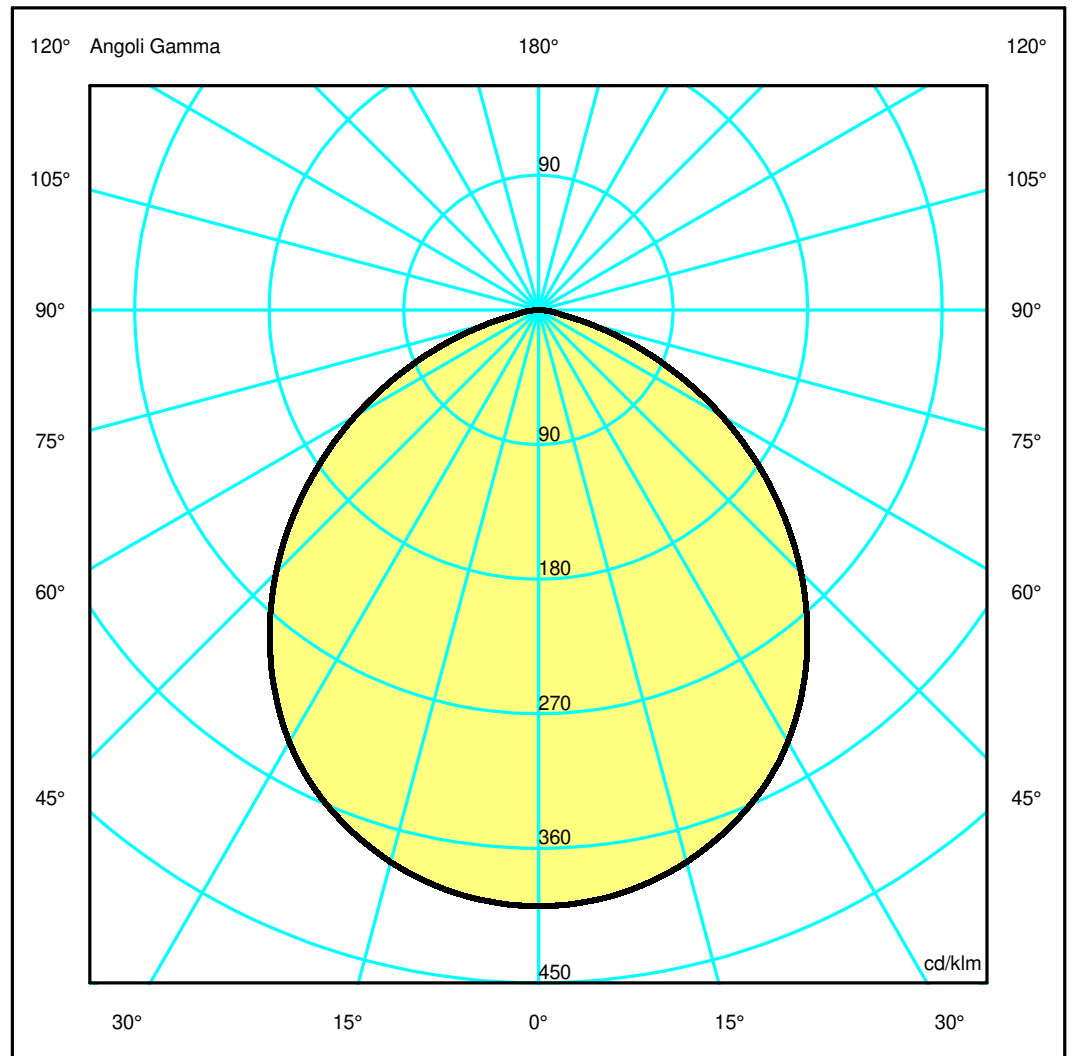
Diam=570mm



Semipiani C

180.0 ——— 0.0

ULOR 0.00 %
DLOR 100.00 %
RN 0.00 %



Luminaire

Code M248221
Name TAGORA 570 SOFFITTO LED DIMMERABILE DALI 3000K BEIGE/BIANCO

Measurement

Code FTS2200121
Name TAGORA 570 SOFFITTO LED DIMMERABILE DALI 3000K BEIGE/BIANCO

Luminaire Flux	4309 lm	Luminaire Power	54.0 W	Efficacy	79.793 lm/W	Efficiency	100.00%
Source Flux	4309 lm	Maximum value	398.55 cd/klm	Position	C=0.00 G=0.00	CG	Rotosymmetrical
Round Luminaire		Diam.	570 mm	Height	195 mm		
Round Luminous Area		Diam.	475 mm	Height	0 mm		
Horizontal Luminous Area		0.177205 m2		Emitting area on Plane 180°		0.000000 m2	
Emitting area on Plane 0°		0.000000 m2		Emitting area on Plane 270°		0.000000 m2	
Emitting area on Plane 90°		0.000000 m2		Glare area at 76°		0.042870 m2	
Coordinate system		CG		Symmetry Type		Rotosymmetrical	
Date		25-02-2022		Maximum Gamma Angle		180	
Measurement Distance		0.00		Measurement Flux		4309 lm	

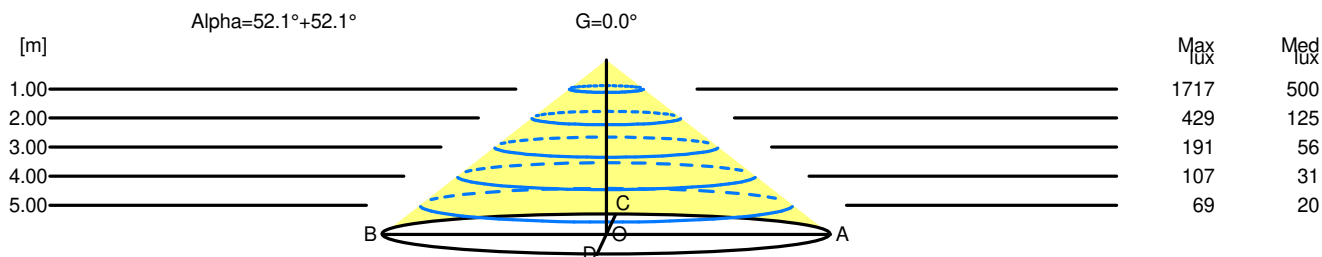
LED Flux=8406lm LED Power=50W Eff=51% EfcLed=169lm/W EfcLum=80lm/W CCT=3000K Ra=80 SDCM=3 L70(6K)=50000h

C.I.E.	53 85 98 100 100	D DIN 5040	A40
F UTE	1.00 D	B NBN	BZ 4

Width at 50.00 % of Max Intensity

H[m]	1.00	2.00	3.00	4.00	5.00	H[m]	1.00	2.00	3.00	4.00	5.00
OA	1.28	2.57	3.85	5.14	6.42	OC	1.28	2.57	3.85	5.14	6.42
OB	1.28	2.57	3.85	5.14	6.42	OD	1.28	2.57	3.85	5.14	6.42

	Luminous Intensities [cd/klm]									
	0	5	15	25	35	45	55	65	75	85
OA	1717.29	1709.29	1646.58	1523.98	1328.57	1069.29	768.39	448.96	149.64	27.46
OB	1717.29	1709.29	1646.58	1523.98	1328.57	1069.29	768.39	448.96	149.64	27.46
OC	1717.29	1709.29	1646.58	1523.98	1328.57	1069.29	768.39	448.96	149.64	27.46
OD	1717.29	1709.29	1646.58	1523.98	1328.57	1069.29	768.39	448.96	149.64	27.46



H[m]	D[m]	Max lux	Med lux	Alpha=52.1°+52.1°	G=0.0
1.00	2.57	1717	500		
2.00	5.14	429	125		
3.00	7.71	191	56		
4.00	10.28	107	31		
5.00	12.85	69	20		