

Luminaire

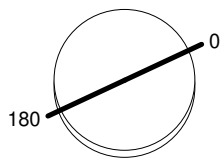
Code M248121
Name TAGORA 970 SOFFITTO LED DIMMERABILE DALI 4000K BEIGE/BIANCO

Measurem.

Code FTS1502658
Name TAGORA 970 SOFFITTO LED DIMMERABILE DALI 4000K BEIGE/BIANCO

Luminaire Flux	6915.00 lm	Luminaire Power	84.00 W	Efficacy	82.32 lm/W	Efficiency	100.00%
Lamps Flux	6915.00 lm	Maximum value	365.44 cd/klm	Position	C=0.00 G=0.00	CG	Rotosymmetrical
Round Luminaire Round Luminous Area	Diam. 970 mm Diam. 955 mm	Height	230 mm	Height	0 mm		
Horizontal Luminous Area Emitting area on Plane 0° Emitting area on Plane 90°	0.716303 m2 0.000000 m2 0.000000 m2	Emitting area on Plane 180° Emitting area on Plane 270° Glare area at 76°	0.000000 m2 0.000000 m2 0.173289 m2				
Coordinate system	CG	Symmetry Type	Rotosymmetrical				
Date	26-09-2017	Maximum Gamma Angle	180				
Measurement Distance	0.00	Measurement Flux	6915.00 lm				
LED Flux=12805lm LED Power=74W Eff=54% EfcLed=173lm/W EfcLum=82lm/W CCT=4000K Ra=80 SDCM=3 L70(6K)=50000h							
C.I.E.	49 82 97 100 100	D DIN 5040	A30				
F UTE	1.00 E	B NBN	BZ 4				

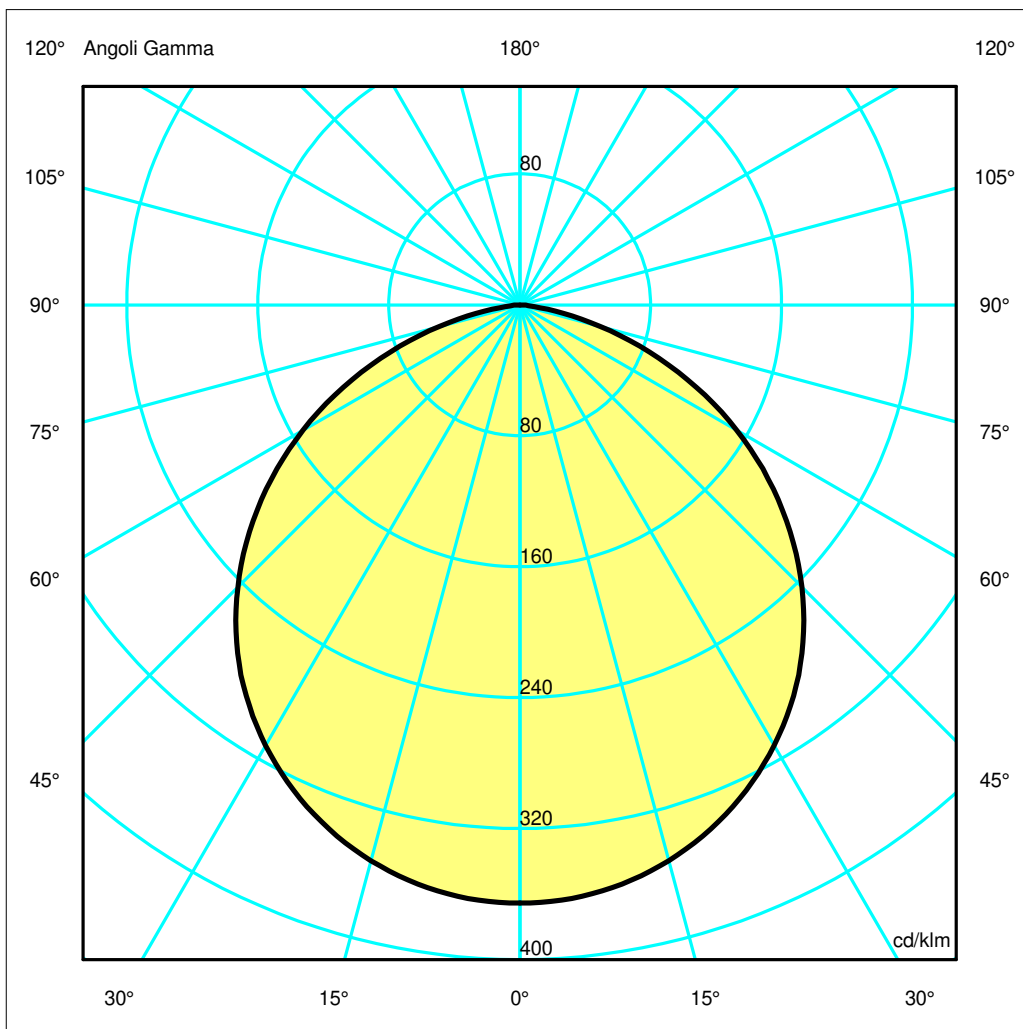
Diam=970mm



Semipiani C

180.0 ——— 0.0

ULOR 0.01 %
DLOR 99.99 %
RN 0.01 %



Luminaire

Code M248121
Name TAGORA 970 SOFFITTO LED DIMMERABILE DALI 4000K BEIGE/BIANCO

Measur.

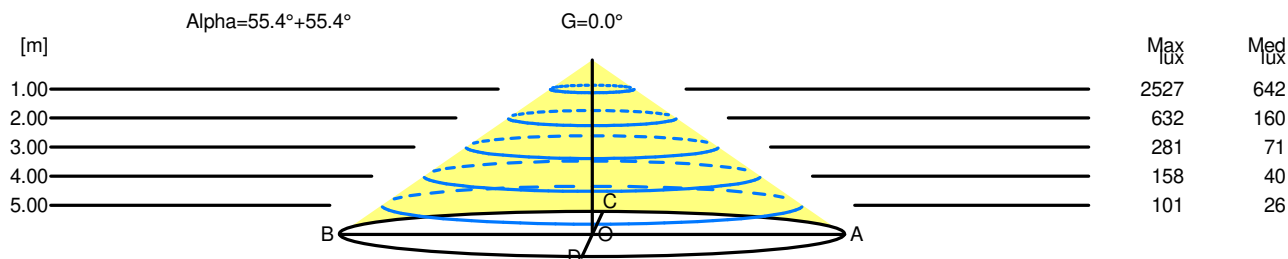
Code FTS1502658
Name TAGORA 970 SOFFITTO LED DIMMERABILE DALI 4000K BEIGE/BIANCO

Luminaire Flux	6915.00 lm	Luminaire Power	84.00 W	Efficacy	82.32 lm/W	Efficiency	100.00%
Lamps Flux	6915.00 lm	Maximum value	365.44 cd/klm	Position	C=0.00 G=0.00	CG	Rotosymmetrical
Round Luminaire Round Luminous Area		Diam. Diam.	970 mm 955 mm	Height Height	230 mm 0 mm		
Horizontal Luminous Area Emitting area on Plane 0° Emitting area on Plane 90°		0.716303 m2 0.000000 m2 0.000000 m2		Emitting area on Plane 180° Emitting area on Plane 270° Glare area at 76°		0.000000 m2 0.000000 m2 0.173289 m2	
Coordinate system Date Measurement Distance		CG 26-09-2017 0.00		Symmetry Type Maximum Gamma Angle Measurement Flux		Rotosymmetrical 180 6915.00 lm	
LED Flux=12805lm LED Power=74W Eff=54% EfcLed=173lm/W EfcLum=82lm/W CCT=4000K Ra=80 SDCM=3 L70(6K)=50000h							
C.I.E. F UTE	49 82 97 100 100 1.00 E			D DIN 5040 B NBN	A30 BZ 4		

Width at 50.00 % of Max Intensity

H[m]	1.00	2.00	3.00	4.00	5.00	H[m]	1.00	2.00	3.00	4.00	5.00
OA	1.45	2.90	4.35	5.80	7.25	OC	1.45	2.90	4.35	5.80	7.25
OB	1.45	2.90	4.35	5.80	7.25	OD	1.45	2.90	4.35	5.80	7.25

	Luminous Intensities [cd/klm]									
	0	5	15	25	35	45	55	65	75	85
OA	2527.02	2516.52	2430.32	2262.31	2015.91	1684.90	1280.74	822.63	352.00	35.79
OB	2527.02	2516.52	2430.32	2262.31	2015.91	1684.90	1280.74	822.63	352.00	35.79
OC	2527.02	2516.52	2430.32	2262.31	2015.91	1684.90	1280.74	822.63	352.00	35.79
OD	2527.02	2516.52	2430.32	2262.31	2015.91	1684.90	1280.74	822.63	352.00	35.79



H[m]	D[m]	Max lux	Med lux	Alpha=55.4°+55.4°	G=0.0
1.00	2.90	2527	642		
2.00	5.80	632	160		
3.00	8.70	281	71		
4.00	11.60	158	40		
5.00	14.50	101	26		