

Luminaire

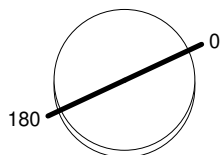
Code AB04258
 Name Tagora 80 sospensione New led Dim Nero/Blu 3000K Wide flood

Measurem.

Code FTS1603725
 Name Tagora 80 sospensione New led Dim Nero/Blu 3000K Wide flood

Luminaire Flux	1110.79 lm	Luminaire Power	14.00 W	Efficacy	79.34 lm/W	Efficiency	100.00%
Lamps Flux	1110.79 lm	Maximum value	1836.58 cd/klm	Position	C=0.00 G=2.00	CG	Rotosymmetrical
Round Luminaire Round Luminous Area		Diam. Diam.	80 mm 45 mm	Height Height	335 mm 0 mm		
Horizontal Luminous Area Emitting area on Plane 0° Emitting area on Plane 90°		0.001590 m2 0.000000 m2 0.000000 m2		Emitting area on Plane 180° Emitting area on Plane 270° Glare area at 76°		0.000000 m2 0.000000 m2 0.000385 m2	
Coordinate system Date Measurement Distance		CG 16-12-2016 0.00		Symmetry Type Maximum Gamma Angle Measurement Flux		Rotosymmetrical 180 1110.79 lm	
LED Flux=1489lm LED Power=11,6W Eff=75% EfcLed=128lm/W EfcLum=79lm/W Ra=90 SDCM=3 L70(6K)=60000h							
C.I.E. F UTE	98 99 100 100 100 --			D DIN 5040 B NBN	A60 BZ 1		

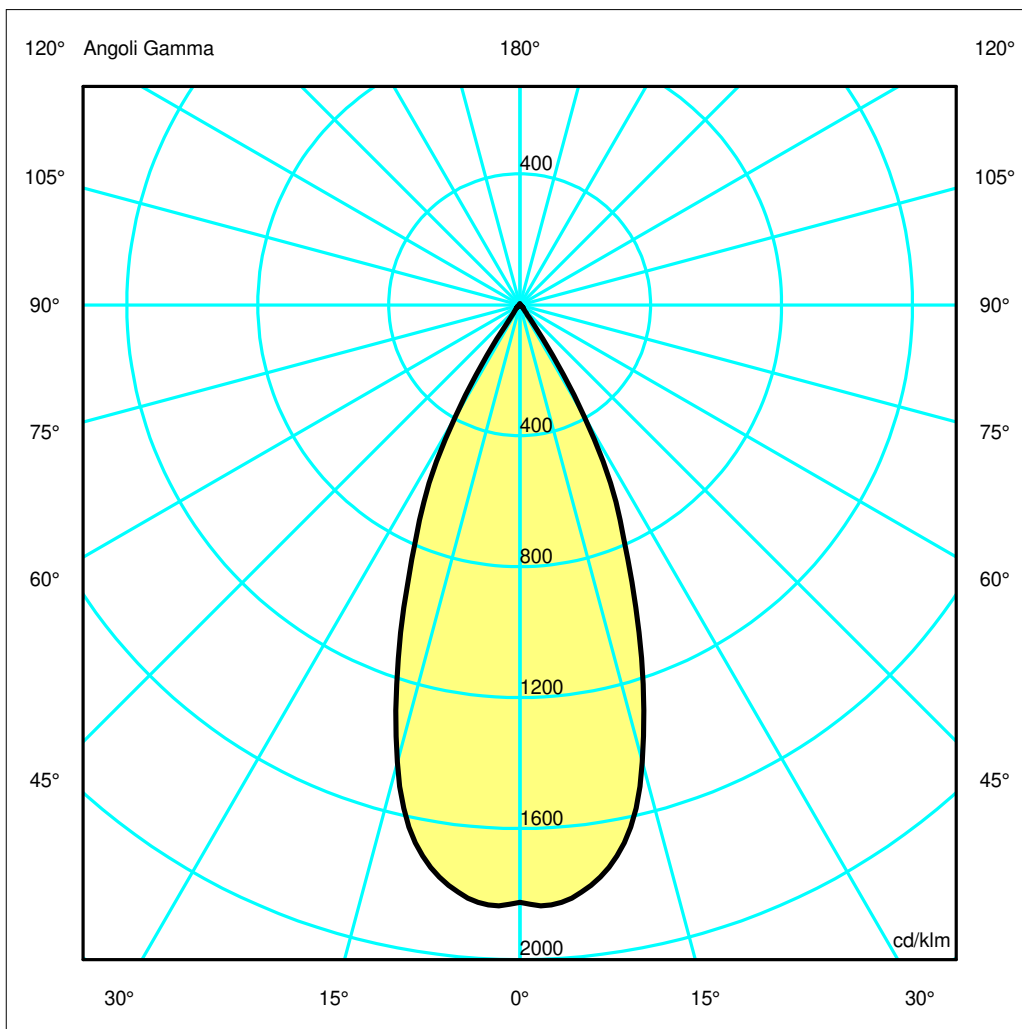
Diam=80mm



Semipiani C

180.0 ——— 0.0

ULOR 0.40 %
 DLOR 99.60 %
 RN 0.40 %



Luminaire

Code AB04258
Name Tagora 80 sospensione New led Dim Nero/Blu 3000K Wide flood

Measurement

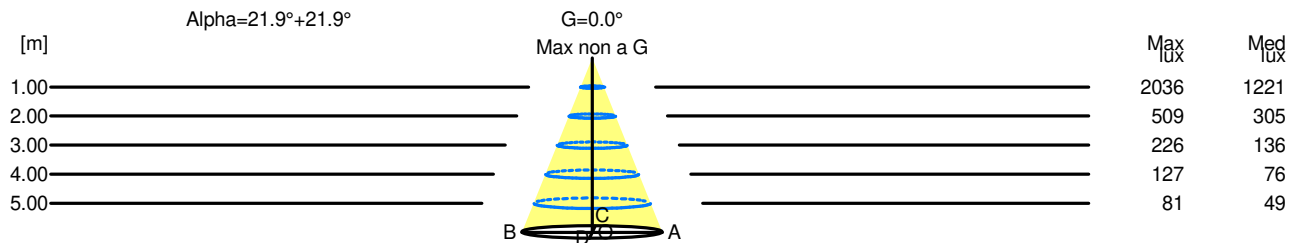
Code FTS1603725
Name Tagora 80 sospensione New led Dim Nero/Blu 3000K Wide flood

Luminaire Flux	1110.79 lm	Luminaire Power	14.00 W	Efficacy	79.34 lm/W	Efficiency	100.00%
Lamps Flux	1110.79 lm	Maximum value	1836.58 cd/klm	Position	C=0.00 G=2.00	CG	Rotosymmetrical
Round Luminaire		Diam.	80 mm	Height	335 mm		
Round Luminous Area		Diam.	45 mm	Height	0 mm		
Horizontal Luminous Area		0.001590 m2		Emitting area on Plane 180°		0.000000 m2	
Emitting area on Plane 0°		0.000000 m2		Emitting area on Plane 270°		0.000000 m2	
Emitting area on Plane 90°		0.000000 m2		Glare area at 76°		0.000385 m2	
Coordinate system		CG		Symmetry Type		Rotosymmetrical	
Date		16-12-2016		Maximum Gamma Angle		180	
Measurement Distance		0.00		Measurement Flux		1110.79 lm	
LED Flux=1489lm LED Power=11,6W Eff=75% EfcLed=128lm/W EfcLum=79lm/W Ra=90 SDCM=3 L70(6K)=60000h							
C.I.E.	98 99 100 100 100			D DIN 5040	A60		
F UTE	--			B NBN	BZ 1		

Width at 50.00 % of Max Intensity

H[m]	1.00	2.00	3.00	4.00	5.00	H[m]	1.00	2.00	3.00	4.00	5.00
OA	0.40	0.81	1.21	1.61	2.01	OC	0.40	0.81	1.21	1.61	2.01
OB	0.40	0.81	1.21	1.61	2.01	OD	0.40	0.81	1.21	1.61	2.01

	Luminous Intensities [cd/klm]									
	0	5	15	25	35	45	55	65	75	85
OA	2027.37	2020.49	1605.73	805.46	88.98	16.74	8.78	4.40	2.30	0.81
OB	2027.37	2020.49	1605.73	805.46	88.98	16.74	8.78	4.40	2.30	0.81
OC	2027.37	2020.49	1605.73	805.46	88.98	16.74	8.78	4.40	2.30	0.81
OD	2027.37	2020.49	1605.73	805.46	88.98	16.74	8.78	4.40	2.30	0.81



H[m]	D[m]	Max lux	Med lux	Alpha=21.9°+21.9°	G=0.0 Max non a G
1.00	0.81	2036	1221		
2.00	1.61	509	305		
3.00	2.42	226	136		
4.00	3.22	127	76		
5.00	4.03	81	49		