

## Luminaire

Code 1918020A  
Name Talo 120 LED parete 3000K dimmerabile silver

## Measurem.

Code FTS1503310  
Name Talo 120 LED parete 3000K dimmerabile silver

Luminaire Flux	5772 lm	Luminaire Power	51.0 W	Efficacy	113.182 lm/W	Efficiency	100.00%
Source Flux	5772 lm	Maximum value	195.21 cd/klm	Position	C=5.00 G=179.00	CG	Double Symmetrical
Rectangular Luminaire		Length	1200 mm	Width	68 mm	Height	40 mm
Rectangular Luminous Area		Length	1170 mm	Width	38 mm	Height	0 mm
Horizontal Luminous Area		0.044460 m <sup>2</sup>		Emitting area on Plane 180°		0.000000 m <sup>2</sup>	
Emitting area on Plane 0°		0.000000 m <sup>2</sup>		Emitting area on Plane 270°		0.000000 m <sup>2</sup>	
Emitting area on Plane 90°		0.000000 m <sup>2</sup>		Glare area at 76°		0.010756 m <sup>2</sup>	
Coordinate system		CG		Symmetry Type		Double Symmetrical	
Date		19-10-2015		Maximum Gamma Angle		180	
Measurement Distance		0.00		Measurement Flux		5772 lm	

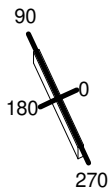
LED Flux=7315lm LED Power=44.9W Eff=79% EfcLed=163lm/W EfcLum=113lm/W Ra=80 SDCM=3 L90(6K)=50000h

C.I.E. 47 79 96 52 100  
F UTE 0.52 E + 0.48 T

D DIN 5040  
B NBN

C31  
BZ 5 / 0.8 / BZ 4

1200mm x 68mm



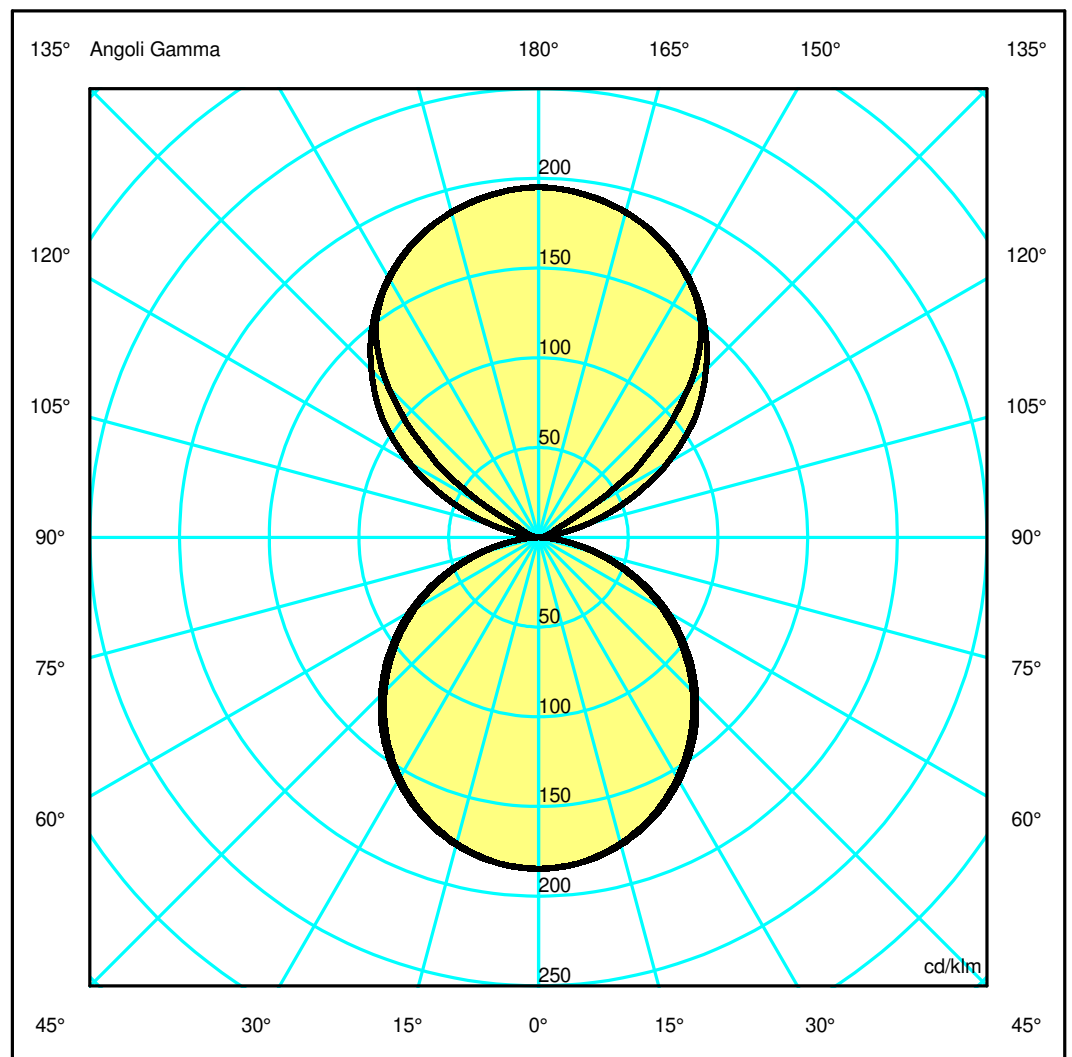
Semipiani C

180.0 — 0.0  
270.0 — 90.0

ULOR 47.62 %

DLOR 52.38 %

RN 47.62 %



## Luminaire

Code 1918020A  
Name Talo 120 LED parete 3000K dimmerabile silver

## Measurerm.

Code FTS1503310  
Name Talo 120 LED parete 3000K dimmerabile silver

Luminaire Flux	5772 lm	Luminaire Power	51.0 W	Efficacy	113.182 lm/W	Efficiency	100.00%
Source Flux	5772 lm	Maximum value	195.21 cd/klm	Position	C=5.00 G=179.00	CG	Double Symmetrical
Rectangular Luminaire		Length	1200 mm	Width	68 mm	Height	40 mm
Rectangular Luminous Area		Length	1170 mm	Width	38 mm	Height	0 mm
Horizontal Luminous Area	0.044460 m2			Emitting area on Plane 180°		0.000000 m2	
Emitting area on Plane 0°	0.000000 m2			Emitting area on Plane 270°		0.000000 m2	
Emitting area on Plane 90°	0.000000 m2			Glare area at 76°		0.010756 m2	
Coordinate system	CG			Symmetry Type		Double Symmetrical	
Date	19-10-2015			Maximum Gamma Angle		180	
Measurement Distance	0.00			Measurement Flux		5772 lm	

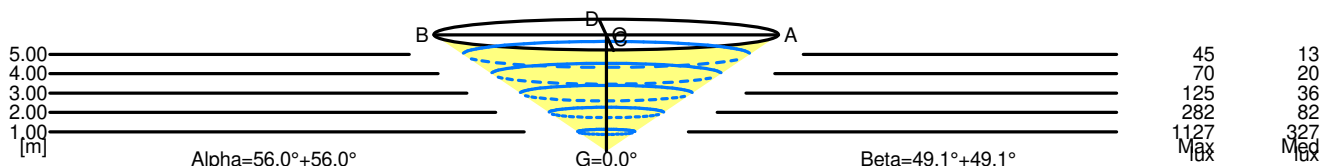
LED Flux=7315lm LED Power=44.9W Eff=79% EfcLed=163lm/W EfcLum=113lm/W Ra=80 SDCM=3 L90(6K)=50000h

C.I.E.	47 79 96 52 100	D DIN 5040	C31
F UTE	0.52 E + 0.48 T	B NBN	BZ 5 / 0.8 / BZ 4

Width at 50.00 % of Max Intensity

H[m]	1.00	2.00	3.00	4.00	5.00	H[m]	1.00	2.00	3.00	4.00	5.00
OA	1.48	2.97	4.45	5.93	7.42	OC	1.15	2.31	3.46	4.62	5.77
OB	1.48	2.97	4.45	5.93	7.42	OD	1.15	2.31	3.46	4.62	5.77

	Luminous Intensities [ cd/klm ]									
	0	5	15	25	35	45	55	65	75	85
OA	1126.66	1119.93	1082.21	1013.58	906.95	760.26	584.50	366.81	152.77	17.50
OB	1126.66	1119.93	1082.21	1013.58	906.95	760.26	584.50	366.81	152.77	17.50
OC	1126.66	1119.80	1083.69	1010.37	897.72	684.09	373.90	63.79	29.13	5.54
OD	1126.66	1119.80	1083.69	1010.37	897.72	684.09	373.90	63.79	29.13	5.54



5.00	14.83	45	13	
4.00	11.87	70	20	
3.00	8.90	125	36	
2.00	5.93	282	82	
1.00	2.97	1127	327	
H[m]	D[m]	Max lux	Med lux	Alpha=56.0°+56.0° G=0.0

5.00	11.54	45	13	
4.00	9.23	70	20	
3.00	6.93	125	36	
2.00	4.62	282	82	
1.00	2.31	1127	327	
H[m]	D[m]	Max lux	Med lux	Beta=49.1°+49.1° G=0.0