

## Luminaire

Code 1916020A  
Name Talo 90 LED parete 3000K dimmerabile silver

## Measurement

Code FTS1503302-B  
Name Talo 90 LED parete 3000K dimmerabile silver

Luminaire Flux	3840 lm	Luminaire Power	32.0 W	Efficacy	119.996 lm/W	Efficiency	100.00%
Source Flux	3840 lm	Maximum value	192.78 cd/klm	Position	C=0.00 G=1.00	CG	Double Symmetrical
Rectangular Luminaire		Length	905 mm	Width	100 mm	Height	40 mm
Rectangular Luminous Area		Length	870 mm	Width	37 mm	Height	0 mm
Horizontal Luminous Area		0.032190 m <sup>2</sup>		Emitting area on Plane 180°		0.000000 m <sup>2</sup>	
Emitting area on Plane 0°		0.000000 m <sup>2</sup>		Emitting area on Plane 270°		0.000000 m <sup>2</sup>	
Emitting area on Plane 90°		0.000000 m <sup>2</sup>		Glare area at 76°		0.007787 m <sup>2</sup>	
Coordinate system		CG		Symmetry Type		Double Symmetrical	
Date		04-05-2022		Maximum Gamma Angle		180	
Measurement Distance		0.00		Measurement Flux		3840 lm	

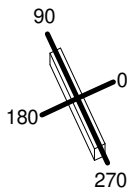
LED Flux=4839lm LED Power=27W Eff=79% EfcLed=178lm/W EfcLum=120lm/W CCT=3000K Ra=80 SDCM=3 L70(6K)=60000h

C.I.E. 47 79 96 55 100  
F UTE 0.55 E + 0.45 T

D DIN 5040  
B NBN

C31  
BZ 5 / 0.8 / BZ 4

905mm x 100mm



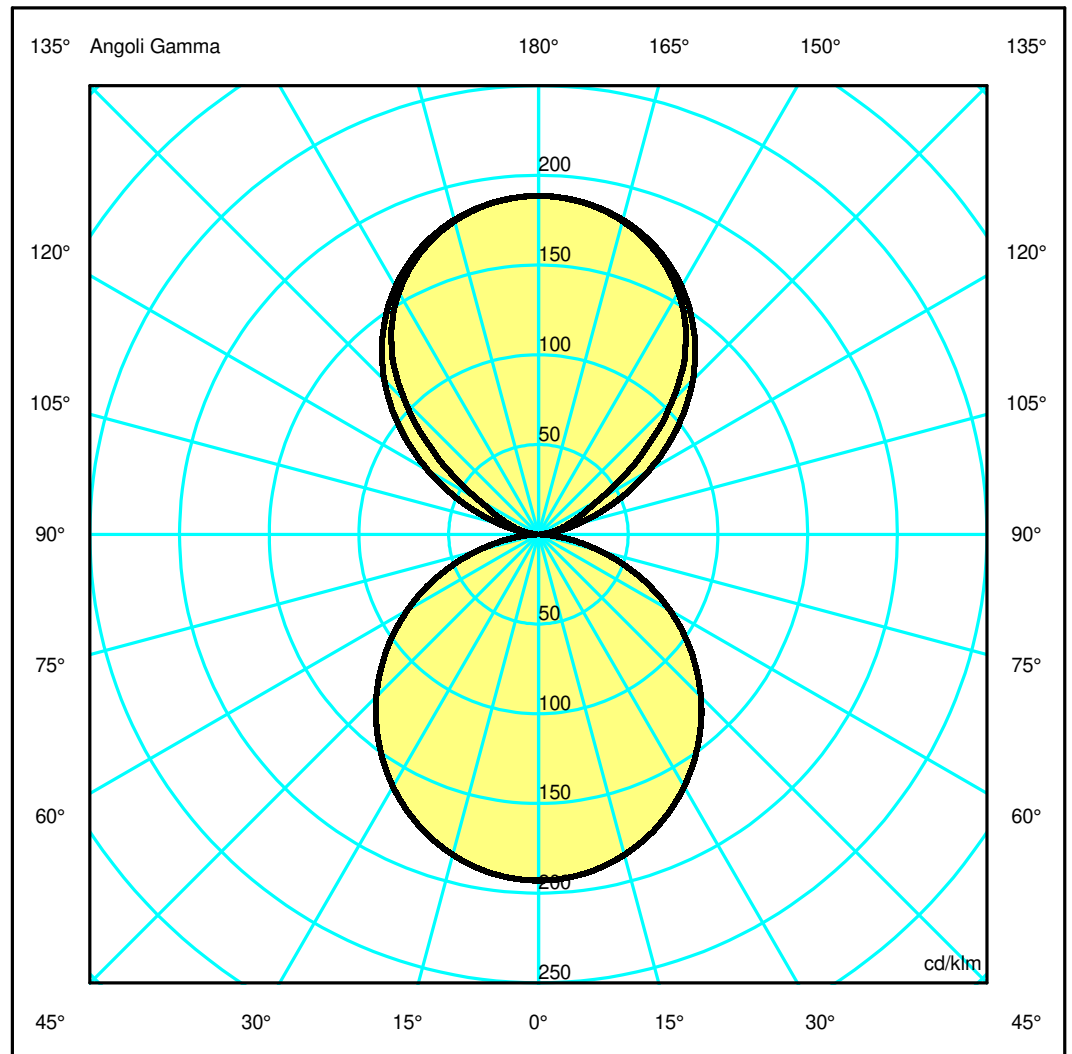
Semipiani C

180.0 ——— 0.0  
270.0 ——— 90.0

ULOR 45.34 %

DLOR 54.66 %

RN 45.34 %



## Luminaire

Code 1916020A  
Name Talo 90 LED parete 3000K dimmerabile silver

## Measurerm.

Code FTS1503302-B  
Name Talo 90 LED parete 3000K dimmerabile silver

Luminaire Flux	3840 lm	Luminaire Power	32.0 W	Efficacy	119.996 lm/W	Efficiency	100.00%
Source Flux	3840 lm	Maximum value	192.78 cd/klm	Position	C=0.00 G=1.00	CG	Double Symmetrical
Rectangular Luminaire		Length	905 mm	Width	100 mm	Height	40 mm
Rectangular Luminous Area		Length	870 mm	Width	37 mm	Height	0 mm
Horizontal Luminous Area		0.032190 m2		Emitting area on Plane 180°		0.000000 m2	
Emitting area on Plane 0°		0.000000 m2		Emitting area on Plane 270°		0.000000 m2	
Emitting area on Plane 90°		0.000000 m2		Glare area at 76°		0.007787 m2	
Coordinate system		CG		Symmetry Type		Double Symmetrical	
Date		04-05-2022		Maximum Gamma Angle		180	
Measurement Distance		0.00		Measurement Flux		3840 lm	

LED Flux=4839lm LED Power=27W Eff=79% EfcLed=178lm/W EfcLum=120lm/W CCT=3000K Ra=80 SDCM=3 L70(6K)=60000h

C.I.E. 47 79 96 55 100  
F UTE 0.55 E + 0.45 T

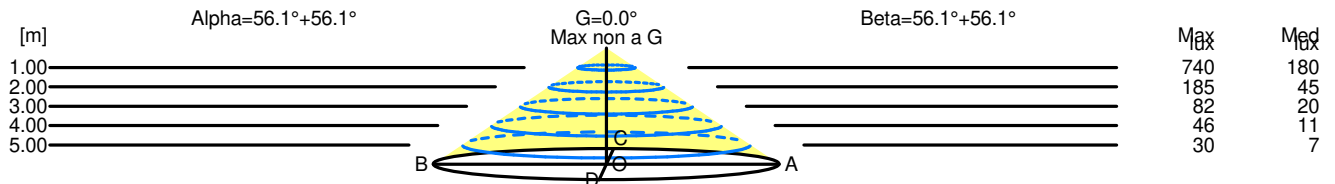
D DIN 5040  
B NBN

C31  
BZ 5 / 0.8 / BZ 4

### Width at 50.00 % of Max Intensity

H[m]	1.00	2.00	3.00	4.00	5.00	H[m]	1.00	2.00	3.00	4.00	5.00
OA	1.49	2.98	4.47	5.95	7.44	OC	1.49	2.98	4.47	5.95	7.44
OB	1.49	2.98	4.47	5.95	7.44	OD	1.49	2.98	4.47	5.95	7.44

	Luminous Intensities [ cd/klm ]									
	0	5	15	25	35	45	55	65	75	85
OA	740.19	736.95	709.77	657.59	583.46	490.78	382.88	262.74	136.66	29.45
OB	740.19	736.95	709.77	657.59	583.46	490.78	382.88	262.74	136.66	29.45
OC	740.19	736.95	709.77	657.59	583.46	490.78	382.88	262.74	136.66	29.45
OD	740.19	736.95	709.77	657.59	583.46	490.78	382.88	262.74	136.66	29.45



H[m]	D[m]	Max lux	Med lux	Alpha=56.1°+56.1°	G=0.0 Max non a G
1.00	2.98	740	180		
2.00	5.95	185	45		
3.00	8.93	82	20		
4.00	11.91	46	11		
5.00	14.89	30	7		

H[m]	D[m]	Max lux	Med lux	Beta=56.1°+56.1°	G=0.0 Max non a G
1.00	2.98	740	180		
2.00	5.95	185	45		
3.00	8.93	82	20		
4.00	11.91	46	11		
5.00	14.89	30	7		