

Luminaire

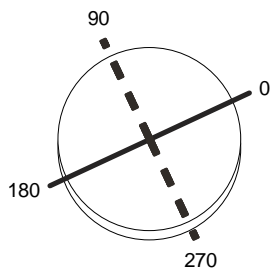
Code 0564030A+0780030A
 Name TOLOMEO MEGA BODY BLK C/INTER. + TOLOMEO MEGA DIFF.PERG.420

Measurerm.

Code FTS0002002
 Name TOLOMEO MEGA BODY BLK C/INTER. + TOLOMEO MEGA DIFF.PERG.420

Luminaire Flux	2488.82 lm	Luminaire Power	150.00 W	Efficacy	16.59 lm/W	Efficiency	86.72%
Lamps Flux	2870.00 lm	Maximum value	156.16 cd/klm	Position	C=0.00 G=35.00	CG	Double Symmetrical
Round Luminaire		Diam.	420 mm	Height	295 mm		
Round Luminous Area		Diam.	420 mm	Height	295 mm		
Horizontal Luminous Area		0.138544 m2		Emitting area on Plane 180°		0.123900 m2	
Emitting area on Plane 0°		0.123900 m2		Emitting area on Plane 270°		0.123900 m2	
Emitting area on Plane 90°		0.123900 m2		Glare area at 76°		0.153737 m2	
Coordinate system		CG		Symmetry Type		Double Symmetrical	
Date		30-05-2007		Maximum Gamma Angle		180	
Measurement Distance		0.00		Measurement Flux		2870.00 lm	
64402							
C.I.E.	48 77 91 56 87			D DIN 5040	C31		
F UTE	0.49 E + 0.38 T			B NBN	BZ 5		

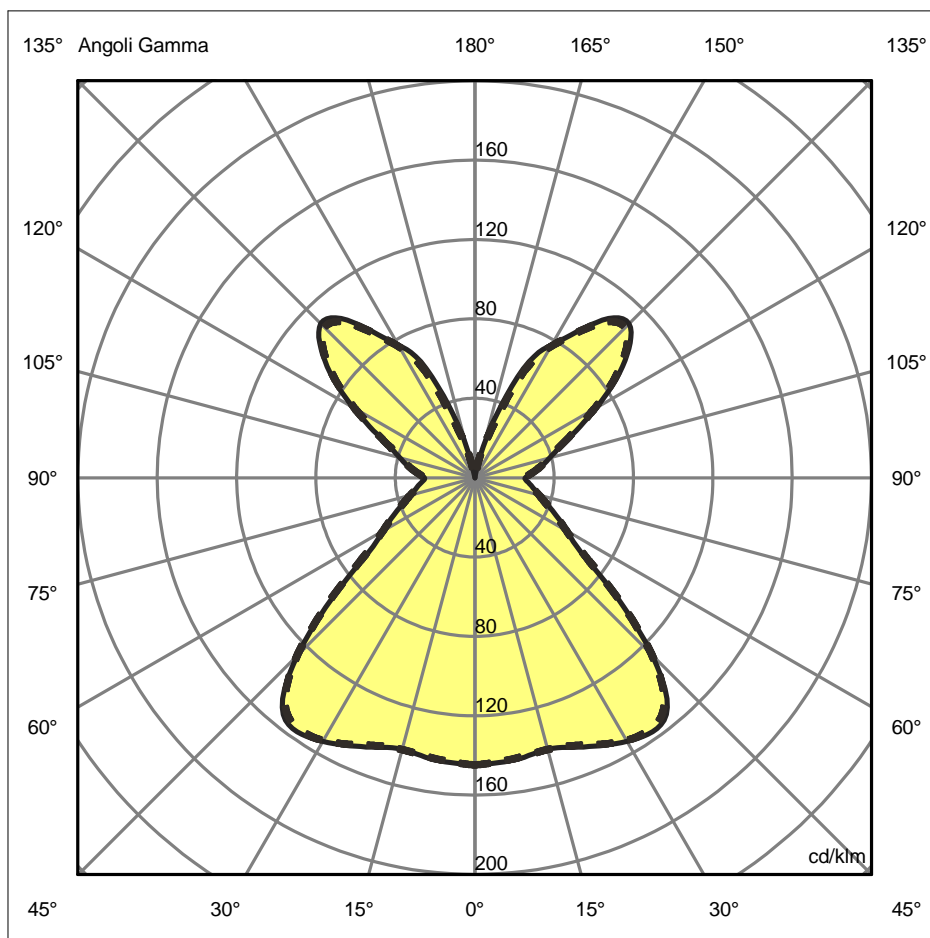
Diam=420mm



Semipiani C

180.0 ——— 0.0
 270.0 - - - - - 90.0

ULOR 37.86 %
 DLOR 48.85 %
 RN 43.66 %



Luminaire

Code 0564030A+0780030A
Name TOLOMEO MEGA BODY BLK C/INTER. + TOLOMEO MEGA DIFF.PERG.420

Measurment.

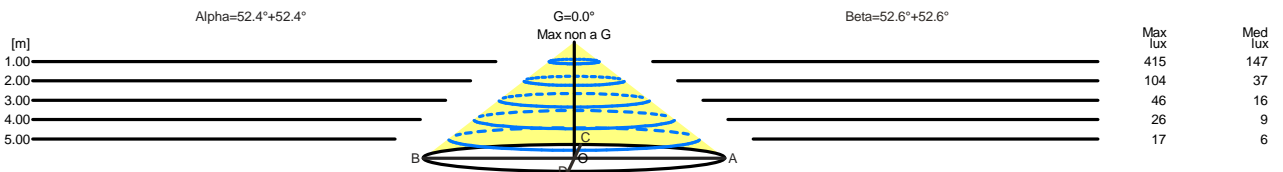
Code FTS0002002
Name TOLOMEO MEGA BODY BLK C/INTER. + TOLOMEO MEGA DIFF.PERG.420

Luminaire Flux	2488.82 lm	Luminaire Power	150.00 W	Efficacy	16.59 lm/W	Efficiency	86.72%
Lamps Flux	2870.00 lm	Maximum value	156.16 cd/klm	Position	C=0.00 G=35.00	CG	Double Symmetrical
Round Luminaire		Diam.	420 mm	Height	295 mm		
Round Luminous Area		Diam.	420 mm	Height	295 mm		
Horizontal Luminous Area		0.138544 m2		Emitting area on Plane 180°		0.123900 m2	
Emitting area on Plane 0°		0.123900 m2		Emitting area on Plane 270°		0.123900 m2	
Emitting area on Plane 90°		0.123900 m2		Glare area at 76°		0.153737 m2	
Coordinate system		CG		Symmetry Type		Double Symmetrical	
Date		30-05-2007		Maximum Gamma Angle		180	
Measurement Distance		0.00		Measurement Flux		2870.00 lm	
64402							
C.I.E.	48 77 91 56 87			D DIN 5040		C31	
F UTE	0.49 E + 0.38 T			B NBN		BZ 5	

Width at 50.00 % of Max Intensity

H[m]	1.00	2.00	3.00	4.00	5.00	H[m]	1.00	2.00	3.00	4.00	5.00
OA	1.30	2.60	3.89	5.19	6.49	OC	1.31	2.62	3.92	5.23	6.54
OB	1.30	2.60	3.89	5.19	6.49	OD	1.31	2.62	3.92	5.23	6.54

	Luminous Intensities [cd/klm]									
	0	5	15	25	35	45	55	65	75	85
OA	415.47	413.55	406.29	427.57	448.18	362.83	187.31	130.00	96.76	77.56
OB	415.47	413.55	406.29	427.57	448.18	362.83	187.31	130.00	96.76	77.56
OC	415.47	412.52	407.32	425.73	444.14	362.33	191.59	129.39	96.06	76.77
OD	415.47	412.52	407.32	425.73	444.14	362.33	191.59	129.39	96.06	76.77



H[m]	D[m]	Max lux	Med lux	Alpha=52.4°+52.4°	G=0.0 Max non a G
1.00	2.60	415	147		
2.00	5.19	104	37		
3.00	7.79	46	16		
4.00	10.39	26	9		
5.00	12.98	17	6		

H[m]	D[m]	Max lux	Med lux	Beta=52.6°+52.6°	G=0.0 Max non a G
1.00	2.62	415	147		
2.00	5.23	104	37		
3.00	7.85	46	16		
4.00	10.47	26	9		
5.00	13.08	17	6		